

Online Appendix A

TABLE A1. Additional descriptive statistics (education and income) of the different samples.

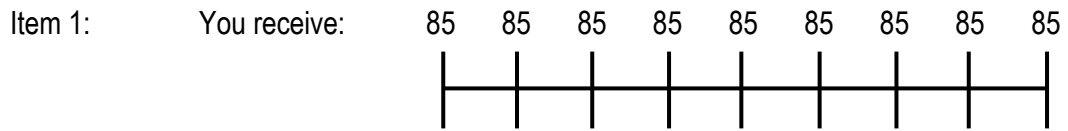
Study 1 (N = 333)			
Education level		Annual family income (in GBP)	
Category	Frequency (%)	Category	Frequency (%)
Did not graduate	3 (0.9)	< 10,000	26 (7.8)
High school	142 (42.6)	10,000 - 20,000	44 (13.2)
Bachelor's degree	138 (41.4)	20,000 - 30,000	72 (21.6)
Master's degree	41 (12.3)	30,000 - 40,000	65 (19.5)
PhD or equivalent	9 (2.7)	40,000 - 50,000	47 (14.1)
		> 50,000	79 (23.7)
Study 2 (N = 275)			
Education level		Annual family income (in GBP)	
Category	Frequency (%)	Category	Frequency (%)
Did not graduate	6 (2.2)	< 10,000	19 (6.9)
High school	127 (46.2)	10,000 - 20,000	44 (16.0)
Bachelor's degree	103(37.5)	20,000 - 30,000	63 (22.9)
Master's degree	33 (12.0)	30,000 - 40,000	48 (17.5)
PhD or equivalent	6 (2.2)	40,000 - 50,000	36 (13.1)
		> 50,000	65 (23.6)
Study 3 (N = 220)			
Education level		Annual family income (in GBP)	
Category	Frequency (%)	Category	Frequency (%)
Did not graduate	2 (0.9)	< 10,000	20 (9.1)
High school	90 (40.9)	10,000 - 20,000	29 (13.2)
Bachelor's degree	91 (41.4)	20,000 - 30,000	57 (25.9)
Master's degree	31 (14.1)	30,000 - 40,000	31 (14.1)
PhD or equivalent	6 (2.7)	40,000 - 50,000	25 (11.4)
		> 50,000	58 (26.4)

Table A1 continued

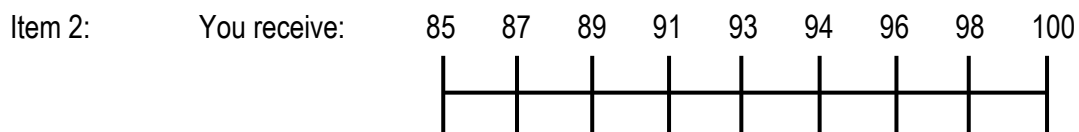
Study 4 (N = 327)			
Education level		Monthly income (in EUR)	
Category	Frequency (%)	Category	Frequency (%)
Did not graduate	8 (2.4)	< 1,000	67 (20.5)
High school	104 (31.8)	1,000 - 1,500	30 (9.2)
Bachelor's degree	160 (48.9)	1,500 - 2,000	134 (41.0)
Master's degree	52 (15.9)	2,000 - 2,500	67 (20.5)
PhD or equivalent	3 (0.9)	2,500 - 3,000	19 (5.8)
		3,000 - 4,000	5 (1.5)
		> 4,000	5 (1.5)
Study 5 (N = 349)			
Education level		Annual family income (in GBP)	
Category	Frequency (%)	Category	Frequency (%)
Did not graduate	0 (0.0)	< 10,000	24 (6.9)
High school	136 (39.0)	10,000 - 20,000	56 (16.0)
Bachelor's degree	154 (44.1)	20,000 - 30,000	70 (20.1)
Master's degree	57 (16.3)	30,000 - 40,000	66 (18.9)
PhD or equivalent	2 (0.6)	40,000 - 50,000	49 (14.0)
		> 50,000	84 (24.1)

Online Appendix B

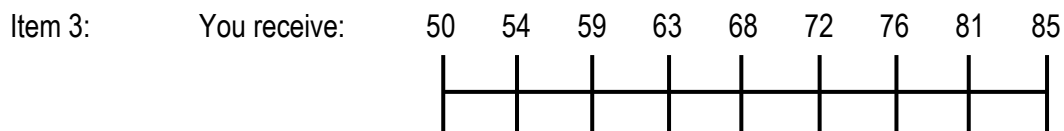
SVO Slider Measure; Version A; six primary items (Studies 3-5)



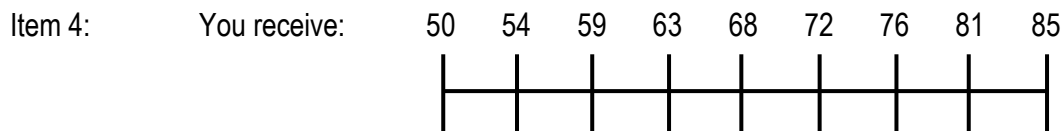
Other receives: 85 76 68 59 50 41 33 24 15



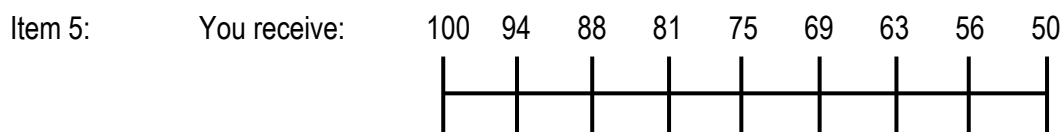
Other receives: 15 19 24 28 33 37 41 46 50



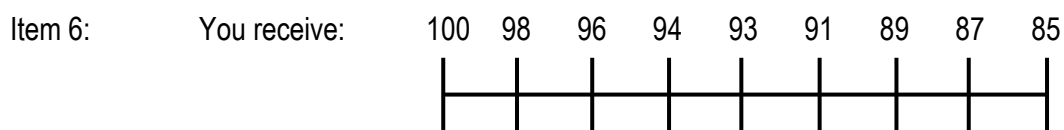
Other receives: 100 98 96 94 93 91 89 87 85



Other receives: 100 89 79 68 58 47 36 26 15



Other receives: 50 56 63 69 75 81 88 94 100



Other receives: 50 54 59 63 68 72 76 81 85

Online Appendix C

Items used to measure the motivational dispositional traits (Study 5)

Fairness

1. I want to make a decision that leads to an equal outcome for everyone.
2. I want to make a choice that I consider sincere for everybody.
3. I want to choose the option that I find most justified.
4. I want to act honestly.
5. I want to select the option that is most fair for everybody.

Altruism

1. I take especially the outcomes of the others into account.
2. Above all, I want the others to benefit.
3. I want to act in a generous way that mainly serves the interests of the others.

Concern for others

1. If someone else were having a personal problem, I would help him or her even if it meant sacrificing my time or money.
2. I value others who are caring, empathic individuals.
3. It is important to me that I uphold my commitments to others in my life.
4. Caring deeply about others is important to me.
5. Knowing that others acknowledge and value the role that I play in their life makes me feel like a worthwhile person.

Greed

1. No matter how much I have of something, I always want more.
2. One can never have enough.
3. Even when I am fulfilled, I often seek more.
4. The pursuit of more and better is an important goal in life for me.
5. A simple basic life is sufficient for me. (R)
6. I am easily satisfied with what I've got. (R)

Competitiveness

1. Even in a group working towards a common goal, I still want to outperform others.
2. My self-worth could be validated only if I outperform others.

3. Sometimes I consider appraisals as an opportunity to prove that I am smarter than others.
4. I like competition because it gives me a chance to discover my own potential.
5. I like challenges that are brought by competing with others.
6. I like competition because it allows me to play my best.
7. Being outperformed by others annoys me.
8. I would be very sad if I lose in sport contests.
9. I will be jealous when others get rewarded for their achievements.
10. I cannot stand being beaten in an argument by others.

Entitlement

1. I honestly feel I'm just more deserving than others.
2. Great things should come to me.
3. If I were on the Titanic, I would deserve to be on the first lifeboat.
4. I demand the best because I'm worth it.
5. I do not necessarily deserve special treatment. (R)
6. I deserve more things in my life.
7. People like me deserve an extra break now and then.
8. Things should go my way.
9. I feel entitled to more of everything.

(R) = Reverse-scored item. All items were rated on seven-point Likert scales ranging from (1) *strongly disagree* to (7) *strongly agree*. The Fairness and the Altruism items were preceded by the following sentence: "When I have to make a decision that also influences others."