













- | | | | |
|--|---|---|--------------------------------|
|  | Bouwvoor |  | Dune B, aeolian sand |
|  | Ditch and culture layer (13th and 14th century) |  | Holland Peat |
|  | Culture layer (13th and 14th century) |  | Dune A, aeolian sand |
|  | Medieval, culture layer |  | Wormer tidal deposits, aquatic |
|  | Oer- IJ deposits, slightly sandy clay |  | Sample boxes |
|  | Oer- IJ deposits, sandy clay | | |
|  | Oer- IJ deposits, very sandy clay | | |