
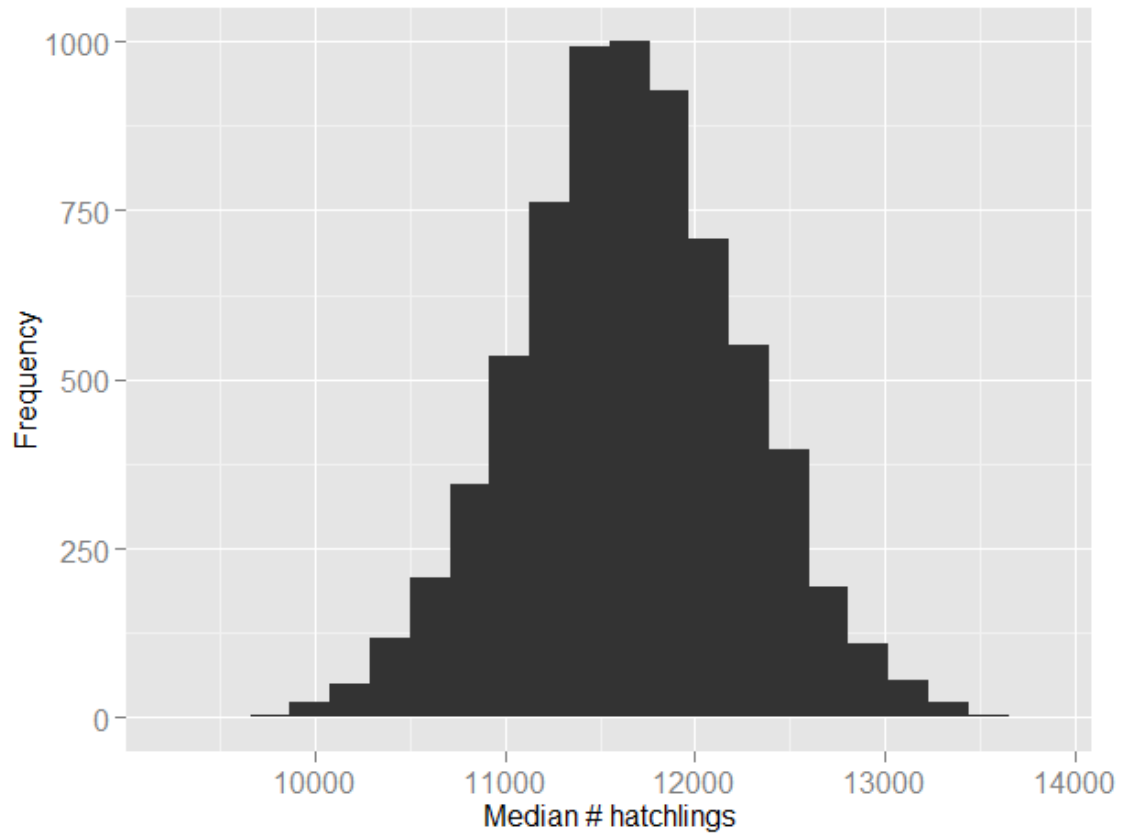


Protecting nests of the Critically Endangered South Pacific loggerhead turtle *Caretta caretta* from goanna *Varanus* spp. predation

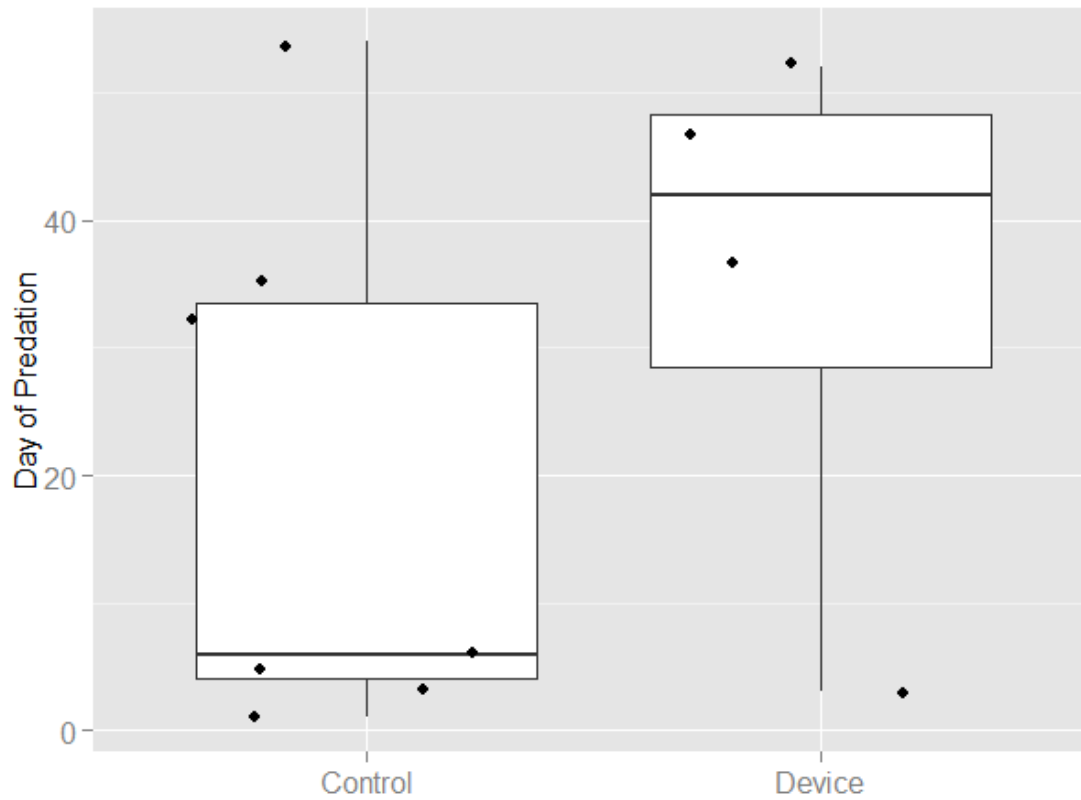
CHRISTINE A. MADDEN HOF, GABRIELA SHUSTER, NEV MCLACHLAN, BEV MCLACHLAN
SARANNE GIUDICE, COLIN LIMPUS and TOMOHARU EGUCHI



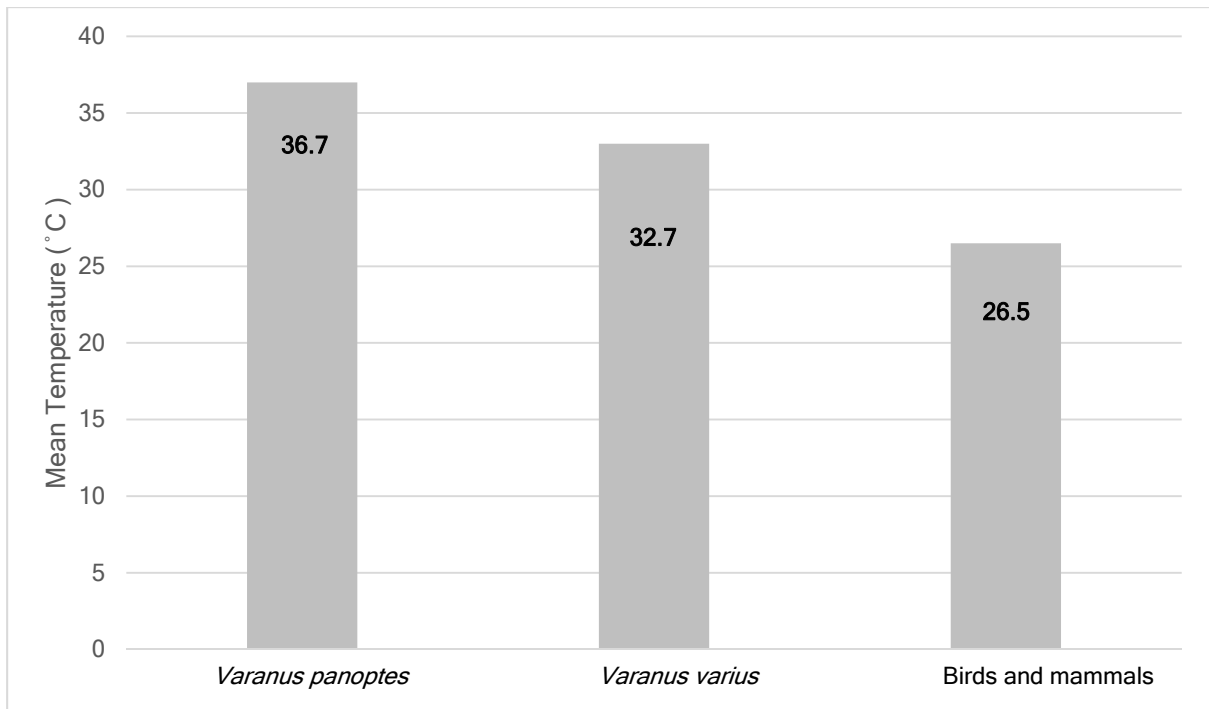
SUPPLEMENTARY PLATE 1 Nest protection device measurements and example placement at Wreck Rock beach, Queensland, Australia.



SUPPLEMENTARY FIG. 1 The distribution of the median numbers of hatchlings produced on the entire beach, obtained from a parametric bootstrap approach.



SUPPLEMENTARY FIG. 2 Differences in the day of predation from when the clutch was laid between control and treatment (deployment of predator exclusion device) plots. Horizontal lines indicate the medians and vertical lines indicate the ranges. Raw data points are shown in dots.



SUPPLEMENTARY FIG. 3 Mean temperature during predators visits at loggerhead turtle nests at the Wreck Rock nesting beach during the 2013–2014 nesting season.

SUPPLEMENTARY TABLE 1 Numbers of individually tagged and identified nesting turtles at Wreck Rock beach during the 2013–2014 nesting season.

Species	New recruits	Recaptured	Total
Loggerhead turtle	16	62	78
Green turtle	4	26	30
Flatback turtle	1	1	2
<i>Total</i>	21	89	116