


BREAST CANCER SCREENING

What would happen to women participating in screening?

The numbers are based on the data of Finnish Screening Registry from the year 2005

RESULT OF SCREENING MAMMOGRAPHY




 = healthy


 = suspicious finding in mammography screening




- 1000 women participating breast cancer screening
- 97% of the women get normal result

RESULT OF FURTHER TESTS



 = healthy

 = suspicious finding in further tests




27 women out of 1000 screened are called to further tests

- additional mammograms (75%)
- ultrasound examination (80%)
- needle biopsy (60%)
 - fine needle biopsy 1/3
 - core needle biopsy 2/3

RESULT OF OPERATION



 = healthy

 = breast cancer

- 6 of 1000 women have operation
- 5 of 1000 women have breast cancer