

APPENDIX B: PRESIDENTIAL BASEBALL CARDS




DWIGHT D. EISENHOWER
President, Republicans





Ike's 1953 rookie legislative season was his best, with winning .897 in the House and .865 in the Senate

| Season | House | | | | Senate | | | |
|---------------|------------|--------------|---------------|--------------|------------|--------------|---------------|---------------|
| | RC | W% | WAE% | WAE | RC | W% | WAE% | WAE |
| 1953 | 29 | 0.897 | 0.025 | 0.07 | 44 | 0.864 | 0.035 | 1.55 |
| 1954 | 29 | 0.724 | -0.041 | -1.19 | 66 | 0.742 | -0.005 | -0.33 |
| 1955 | 31 | 0.516 | -0.011 | -0.33 | 33 | 0.758 | -0.066 | -2.19 |
| 1956 | 23 | 0.609 | -0.086 | -1.99 | 56 | 0.625 | -0.050 | -2.80 |
| 1957 | 54 | 0.537 | -0.061 | -3.27 | 42 | 0.714 | -0.075 | -3.17 |
| 1958 | 40 | 0.675 | -0.030 | -1.21 | 85 | 0.729 | -0.024 | -2.02 |
| 1959 | 49 | 0.510 | -0.018 | -0.88 | 101 | 0.406 | -0.033 | -3.37 |
| 1960 | 41 | 0.634 | 0.065 | 2.65 | 75 | 0.600 | -0.042 | -3.12 |
| Career | 296 | 0.622 | -0.019 | -6.15 | 502 | 0.647 | -0.031 | -15.45 |




JOHN F. KENNEDY
Democrats | Pres.



Kennedy was on pace for an outstanding 1963 in the House with .054 WAE% when his death cut the season short.


| Season | House | | | | Senate | | | |
|---------------|------------|-------------|-------------|-------------|------------|-------------|-------------|-------------|
| | RC | W% | WAE% | WAE | RC | W% | WAE% | WAE |
| 1961 | 55 | .800 | .020 | 1.12 | 115 | .791 | .026 | 2.99 |
| 1962 | 50 | .820 | -.025 | -1.25 | 109 | .844 | .021 | 2.25 |
| 1963 | 47 | .830 | .054 | 2.52 | 90 | .856 | -.005 | -0.41 |
| Career | 152 | .816 | .016 | 2.39 | 314 | .828 | .015 | 4.83 |




DEMS

LYNDON JOHNSON


president



Johnson won the Voting Rights Act and Immigration & Nationality Act on his way to a career-high 4.46 hWAE and 5.25 sWAE in 1965.



| Season | House | | | | Senate | | | |
|---------------|------------|-------------|-------------|--------------|------------|-------------|-------------|-------------|
| | RC | W% | WAE% | WAE | RC | W% | WAE% | WAE |
| 1963 | 13 | .692 | -.017 | -0.23 | 13 | 1.000 | .069 | 0.90 |
| 1964 | 41 | .854 | .077 | 3.14 | 189 | .915 | .021 | 4.05 |
| 1965 | 85 | .906 | .052 | 4.46 | 138 | .913 | .038 | 5.25 |
| 1966 | 74 | .838 | .084 | 6.25 | 91 | .604 | -.049 | -4.49 |
| 1967 | 91 | .648 | -.034 | -3.08 | 117 | .735 | -.009 | -1.05 |
| 1968 | 70 | .757 | .013 | 0.88 | 129 | .636 | .025 | 3.22 |
| Career | 374 | .789 | .031 | 11.41 | 677 | .780 | .012 | 7.89 |




REPUBLICANS

Richard Nixon


PRESIDENT

Four of Nixon's 5½ seasons were lackluster, but 1973 was a blockbuster for Tricky Dick with +4.04 hWAE on 111 hRC and a whopping +20.87 sWAE on 141 sRC the Senate




| YEAR | HOUSE | | | | SENATE | | | |
|---------------|------------|-------------|-------------|-------------|------------|-------------|-------------|--------------|
| | RC | W% | WAE% | WAE | RC | W% | WAE% | WAE |
| 1969 | 40 | .675 | .065 | 2.62 | 59 | .712 | -.001 | -0.08 |
| 1970 | 43 | .744 | .021 | 0.90 | 59 | .559 | .049 | 2.90 |
| 1971 | 49 | .796 | .008 | 0.38 | 72 | .663 | -.019 | -1.34 |
| 1972 | 31 | .774 | .026 | 0.82 | 31 | .419 | -.134 | -4.16 |
| 1973 | 111 | .414 | .036 | 4.04 | 141 | .376 | .148 | 20.87 |
| 1974 | 44 | .614 | -.011 | -0.48 | 73 | .479 | .055 | 4.04 |
| CAREER | 318 | .770 | .021 | 8.28 | 435 | .513 | .051 | 22.22 |

REPUBLICANS





GERALD R. FORD



The Accidental President was accidentally awesome over his short term, accumulating a career 19.7 hWAE and 19.3 sWAE, despite low winning percentages in both houses.

| YEAR | HOUSE | | | | SENATE | | | |
|---------------|------------|-------------|-------------|--------------|------------|-------------|-------------|--------------|
| | RC | W% | WAE% | WAE | RC | W% | WAE% | WAE |
| 1974 | 47 | .488 | .247 | 10.64 | 73 | .479 | 0.055 | 4.04 |
| 1975 | 85 | .482 | .048 | 4.05 | 53 | .453 | 0.188 | 9.94 |
| 1976 | 43 | .383 | .108 | 5.06 | 73 | .630 | 0.046 | 3.37 |
| CAREER | 175 | .459 | .116 | 19.75 | 199 | .527 | .087 | 17.35 |






JIMMY CARTER POTUS

DEMS

#39


Jimmy Carter

DEMS




| YEAR | HOUSE | | | | SENATE | | | |
|---------------|------------|-------------|-------------|--------------|------------|-------------|-------------|-------------|
| | RC | W% | WAE% | WAE | RC | W% | WAE% | WAE |
| 1977 | 68 | .706 | .007 | 0.45 | 69 | .725 | -.089 | -6.14 |
| 1978 | 103 | .670 | .003 | 0.32 | 139 | .835 | .029 | 3.99 |
| 1979 | 131 | .687 | .070 | 9.17 | 132 | .773 | .049 | 6.41 |
| 1980 | 103 | .738 | .032 | 3.34 | 101 | .713 | -.028 | -2.18 |
| CAREER | 405 | .699 | .033 | 13.28 | 441 | .771 | .003 | 2.08 |

Securing the 1979 Panama Canal Act with a late walk-off win in the 96th Congress was the top highlight of Carter's best season.




REPUBLICAN

POTUS
RONALD REAGAN



Reagan's 1984 season was one for the ages. That year "The Gipper" championed crime, defense, and budget laws en route to re-election and a jaw-dropping 23.85 hWAE—a record still unsurpassed in the modern era.

| YEAR | HOUSE | | | | SENATE | | | |
|---------------|------------|-------------|-------------|--------------|------------|-------------|-------------|--------------|
| | RC | W% | WAE% | WAE | RC | W% | WAE% | WAE |
| 1981 | 66 | .682 | .132 | 8.71 | 95 | .842 | .070 | 6.03 |
| 1982 | 64 | .469 | .055 | 3.51 | 106 | .802 | .040 | 4.28 |
| 1983 | 81 | .469 | .099 | 8.03 | 76 | .855 | .100 | 7.60 |
| 1984 | 99 | .455 | .241 | 23.85 | 66 | .833 | .053 | 3.53 |
| 1985 | 77 | .429 | .085 | 6.54 | 86 | .698 | .058 | 4.97 |
| 1986 | 86 | .302 | .064 | 5.50 | 68 | .779 | .153 | 10.38 |
| 1987 | 94 | .298 | .144 | 13.51 | 57 | .421 | .169 | 9.61 |
| 1988 | 94 | .255 | .137 | 12.86 | 62 | .500 | .076 | 4.69 |
| CAREER | 661 | .407 | .125 | 82.51 | 616 | .735 | .084 | 51.69 |




#41

Republicans


GEORGE H.W. BUSH

#41 George H.W. Bush | POTUS



Better known for his foreign policy exploits, Bush41 had a decade-best 11.59 hWAE and 9.73 sWAE in 1990, highlighted by the landmark Clean Air Act Amendments that created a cap-and-trade system for pollution.

| YEAR | HOUSE | | | | SENATE | | | |
|---------------|------------|-------------|-------------|-------------|------------|-------------|-------------|--------------|
| | RC | W% | WAE% | WAE | RC | W% | WAE% | WAE |
| 1989 | 79 | .456 | .022 | 1.76 | 70 | .671 | -.083 | -5.78 |
| 1990 | 110 | .264 | .105 | 11.59 | 82 | .542 | .119 | 9.73 |
| 1991 | 98 | .357 | .054 | 5.28 | 62 | .597 | .064 | 4.00 |
| 1992 | 101 | .347 | .062 | 6.27 | 46 | .413 | .115 | 5.28 |
| CAREER | 388 | .348 | .064 | 24.9 | 260 | .567 | .030 | 13.23 |




WILLIAM CLINTON
DEMOCRATS

CLINTON

PRESIDENT

Clinton's best seasons were 1993-1994, but his career legislative highlight was his 1999 impeachment acquittal in the Senate.



| YEAR | House | | | | Senate | | | |
|---------------|------------|-------------|--------------|--------------|------------|-------------|--------------|---------------|
| | RC | W% | hWAE% | hWAE | RC | W% | sWAE% | sWAE |
| 1993 | 95 | .863 | .045 | 4.23 | 72 | .931 | .140 | 10.06 |
| 1994 | 67 | .851 | .019 | 1.29 | 44 | .886 | .037 | 1.64 |
| 1995 | 122 | .197 | -.085 | -10.40 | 78 | .359 | -.074 | -5.80 |
| 1996 | 65 | .431 | -.011 | 0.73 | 48 | .500 | -.130 | -6.22 |
| 1997 | 68 | .294 | -.007 | -0.51 | 30 | .500 | -.044 | -1.33 |
| 1998 | 71 | .254 | .022 | 1.53 | 51 | .529 | -.045 | -2.30 |
| 1999 | 78 | .321 | -.066 | -5.18 | 38 | .263 | -.177 | -6.73 |
| 2000 | 65 | .446 | .032 | 2.09 | 29 | .517 | -.140 | -4.05 |
| CAREER | 631 | .449 | -.010 | -6.22 | 390 | .577 | -.038 | -14.73 |



GEORGE W. BUSH
President

#43

GEORGE W. BUSH

Buoyed by a post-9/11 bump, "Dubya's" early years in office propelled him to second all-time in career hWAE and third in sWAE.

| YEAR | House | | | | Senate | | | |
|---------------|------------|-------------|-------------|--------------|------------|-------------|-------------|--------------|
| | RC | W% | hWAE% | hWAE | RC | W% | sWAE% | sWAE |
| 2001 | 39 | .821 | .130 | 5.06 | 28 | .679 | .024 | 0.67 |
| 2002 | 35 | .800 | .144 | 5.05 | 23 | .783 | .078 | 1.79 |
| 2003 | 50 | .860 | .117 | 5.87 | 46 | .783 | .104 | 4.78 |
| 2004 | 32 | .688 | -.027 | -0.09 | 15 | .667 | .011 | 0.17 |
| 2005 | 44 | .773 | .150 | 6.61 | 31 | .806 | .117 | 3.64 |
| 2006 | 38 | .842 | .047 | 1.80 | 36 | .883 | .021 | 0.76 |
| 2007 | 117 | .154 | -.015 | -1.73 | 47 | .404 | -.084 | -3.97 |
| 2008 | 76 | .303 | .160 | 12.15 | 35 | .571 | .154 | 5.44 |
| CAREER | 431 | .538 | .079 | 34.72 | 261 | .685 | .081 | 21.39 |

#44



BARACK
OBAMA



BARACK OBAMA | POTUS

Through 2014 Obama's presidency has been a tale of two houses: a miserable -34.8 WAE in the House, but a solid 18.97 WAE in the Senate.

| YEAR | House | | | Senate | | | | |
|--------|-------|------|-------|--------|-----|------|-------|-------|
| | RC | W% | hWAE% | hWAE | RC | W% | sWAE% | sWAE |
| 2009 | 65 | .938 | .092 | 5.97 | 48 | .979 | .087 | 4.17 |
| 2010 | 37 | .865 | .106 | 3.94 | 34 | .941 | .078 | 2.65 |
| 2011 | 94 | .309 | -.141 | -13.23 | 43 | .837 | .008 | 0.36 |
| 2012 | 58 | .155 | -.115 | -6.70 | 37 | .811 | .000 | 0.00 |
| 2013 | 82 | .171 | -.135 | -11.05 | 67 | .925 | .047 | 3.13 |
| 2014 | 65 | .108 | -.212 | -13.77 | 65 | .969 | .133 | 8.66 |
| CAREER | 401 | 0.38 | -.087 | -34.84 | 294 | .918 | .065 | 18.97 |