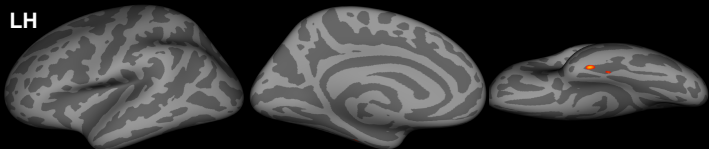
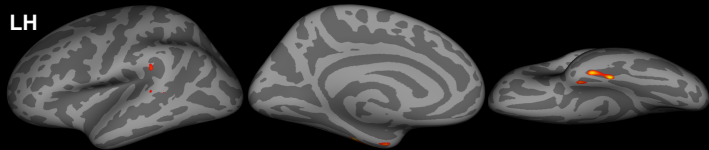
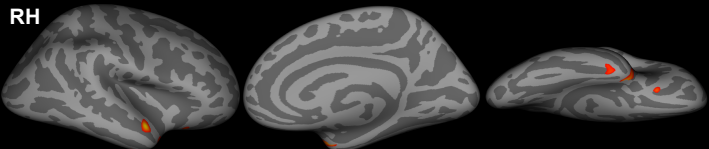
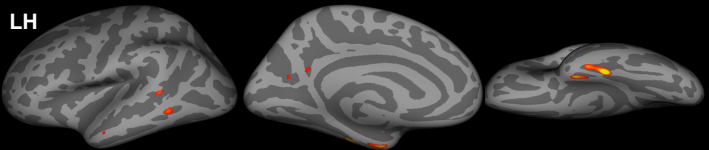
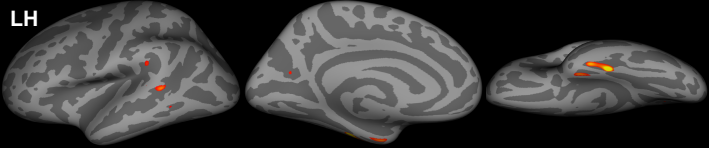
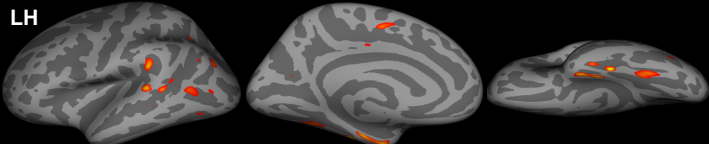


FCSRT Scores	Correlation Maps			Correlated Regions
FR1				LH: none RH: none
CFR	LH			LH: fusiform G. RH: none
DFR	LH			LH: sup. temp. G., fusiform G., sup. temp. S., entorhinal G., supramarginal G.
	RH			RH: sup. temp. G., fusiform G., temp. pole, lat. orbito-front. G.
CE-R1	LH			LH: mid. temp. G., fusiform G., sup. temp. S., entorhinal G., pars triangularis, sup. pariet. G., precuneus RH: none
CE-CR	LH			LH: mid. & sup. temp. G., fusiform G., sup. temp. S., entorhinal G., supramarginal G., precuneus RH: none
CE-DR	LH			LH: inf. & mid. & sup. temp. G., fusiform G., sup. temp. S., entorhinal G., post. cingulate G., sup. front. G., inf. & sup. pariet. G., supramarginal G., precuneus, lat. occipit. G. RH: none