

Online Appendix

Black Lives, White Kids: White Parenting Practices Following Black-Led Protests

Contents

A	CrowdTangle Data	1
B	Lucid Sample Information	6
C	Survey Questions	6
	C.1 Filtering Questions	6
	C.2 Racial Socialization Questions	7
	C.3 Covariates	8
D	Model Results for Parenting Correlates	10
E	Family Structure’s Conditional Effect by Gender	16

A CrowdTangle Data

CrowdTangle is a Facebook-owned company that tracks publicly available Facebook posts. They maintain a variety of lists of popular public pages and have a parenting pages list. This list is managed and maintained by CrowdTangle. As such, we had no control over the pages that CrowdTangle placed in this list. The parenting list includes 225 public Facebook pages, which range considerably in their follower count. The least followed has 450 followers while the most popular has 5,499,452 followers. The mean number of followers is 296,462 and the median number is 42,212. Most of these pages are in the U.S. but to ensure that our analysis is of U.S. content we restrict our searches to those pages that have U.S. based administrators.

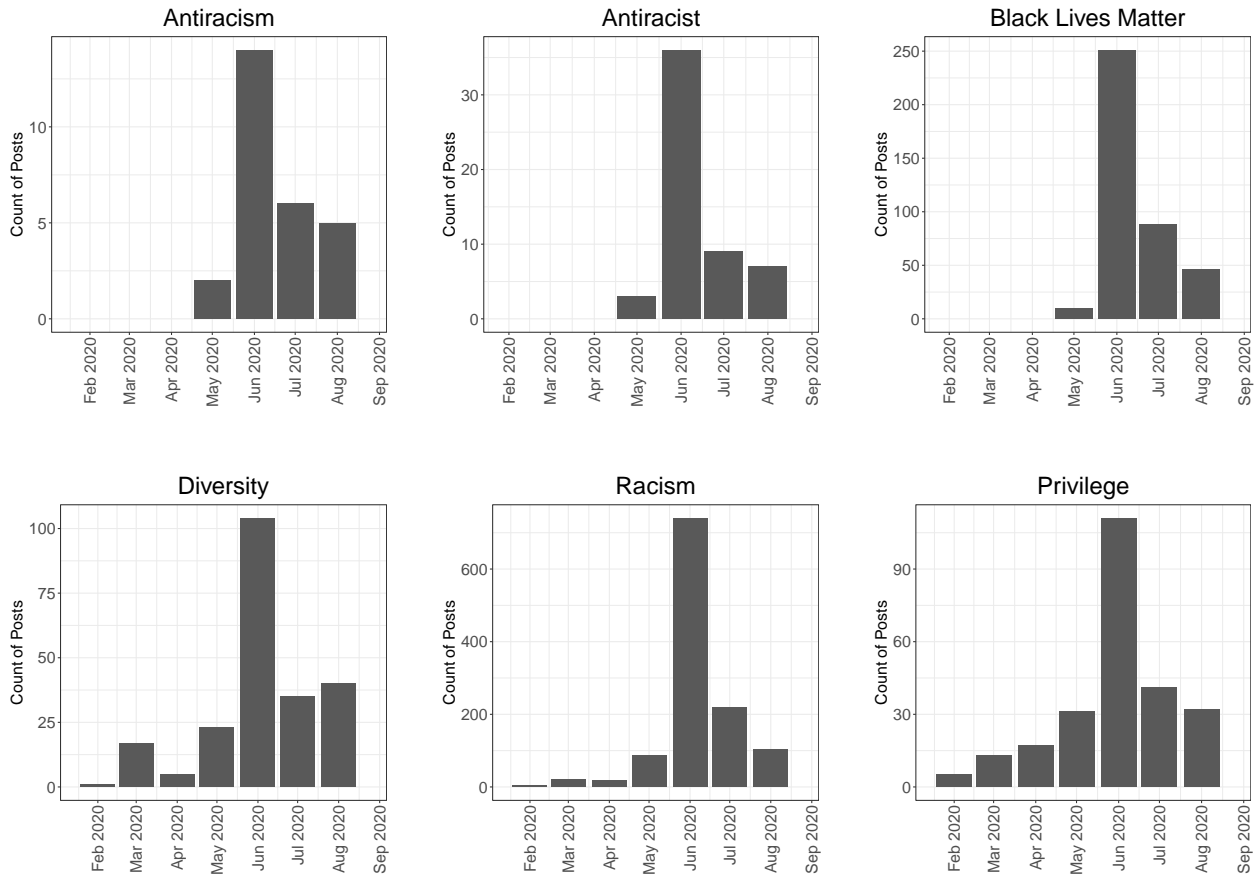
For the interested reader, the pages in CrowdTangle's managed list of parenting groups are:

5 Minutes for Mom; 9to5, National Association of Working Women; A Better Balance; A Call to Men; A Day in Motherhood; A-List Mom; Action for Children; Adoptive Families; American College of Obstetricians and Gynecologists-ACOG; Atlanta Parent Magazine; Autism Parenting Magazine; Babble Baby Center Slovenija; Baton Rouge Parents; Bay Area Parent; BC Parent Newsmagazine; Becoming Dad; Bicultural Familia; Big City Moms; Birth Behind Bars; Birth Defect Research for Children, Inc; Black Parent Magazine; Black Women Birthing Justice; Bounceback Parenting; Brain, Child Magazine; Breastfeeding and Medication; Breastfeeding Twins and Triplets; Care2; CareLuLu; Charlotte Parent; Child Development Institute; Child Mind Institute; Child Mode; Children's Defense Fund; ClimateMama; CloudMom; Colorlines; Common Sense Media; Cravings for Food, Savings, and Fun; Crazy Mama Drama; Cultures of Dignity; Daddy Builders Network; Daddy Knows Less; Daddy's in Charge?; DADSquaredLife; Dan Pearce Creative; Dance Moms; Danielle Herzog, Writer; Dapple Baby; Dearly Mom Life; Delivering Good; Diaper Lab; DiaperSwappers-Cloth Diapering Community; Disney Family; Dispelling Breastfeeding Myths; Education Week; Evolutionary Parenting; Fairplay: Childhood Beyond Brands; Family Circle; Family Equality; Family Values at Work; Fathers; Feel Fabulous with Food; Find Your Afterglow; First-Time-Mommy.com; Flip Diapers; Food for My Family; Free Range Learning; Free to Breastfeed: Voices of Black Mothers; From the Hips; Gay Parent Magazine; Gay Parents To Be; Gay-FamilyValues; Give Kids a Smile; Glennon Doyle; Global Moms Challenge; Great Dad; Hand in Hand Parenting; HapaMama; Health Happens in Schools ; Healthy Child Healthy World; Healthy Children; Hip Homeschool Moms; Hippie Mama, Techie Kids; HLN; Holistic Moms Network; Holistic Parenting Magazine; HowToBeADad; HuffPost Parents; HuffPost UK; Human Milk 4 Human Babies Global Network; I Love Being a Mom; In Jennie's Kitchen; In The Know Mom; InBetween; Inspired Parenting; Jack and Jill of America, Incorporated; Janet Lansbury; Jubilee JumpStart; Kansas City Parent Magazine; Keeping Future Sons Intact; Kelle Hampton; KIDS COUNT; Kids In The House; Kids With Food Allergies Foundation; Kidville; Laughing With Kids; Lesbian Mommies; let the children play; Let's Move; LGBT Youth and Family Advocacy; Life of Dad; MADRE; Mamanista; Metro Parent Magazine; Milk; Mindful Momma; Mocha Moms, Inc.; momAgenda; Mommas helping Mommas; Mommies That Keep It Real; Mommypotamus - Heather Dessinger; Moms Clean Air Force; Moms for Literacy; Moms Only; Moms United - Moms.com; MomsRising.org; Money Saving Mom; Monterey Bay Parent Magazine; Mothering Justice; Mothering Magazine; Mothers For Sustainable Energy; MotherWise; MotherWoman; MyPlate; Nashville Parent Magazine; National Association of School Nurses; National Black Child Development Institute (NBCDI); National Family Engagement Alliance; National Fatherhood Initiative; National Head Start Association; National Healthy Mothers, Healthy Babies Coalition (HMHB); National Latina Institute for Reproductive Justice; National Parent Teacher Association; National Partnership for Women Families; National WIC Association; Natural Child Project; Natural Parents Network;

New Moon Girls; Non Absent Fathers; Non-Toxic Kids: Helping Your Kids Stay Safe, Healthy, and Smart; Nurture Natural Parenting Magazines; Office on Women’s Health- U.S. Department of Health and Human Services; Ottawa Parenting Times Magazine; PACER’s National Bullying Prevention Center (NBPC); Paging Fun Mums; Parenting Effectiveness Training, P.E.T.; Parent Hacks; Parenting for Social Change; Parenting Special Needs Magazine; Parenting With Love; Parenting with Understanding; Parenting.com; Parents; Parents Magazine; Parents.fr; PBS KIDS; Peaceful / Nonviolent Parenting; Pop-Sugar Family; Positive Parenting Connection: Toddlers to Tweens; Positive Parenting Solutions; Positive Parenting: Toddlers and Beyond; Positive Parenting: Toddlers and Beyond Reader Advice; Potential Magazine; Progressive Parenting Radio; Project Single Moms Worldwide; Proud Parenting; PureWow; Raising Veg Kids; Reading Rockets; Real Dads Network; Resourceful Mommy; Rockin’ Mama; RoleReboot; RV Oilers; Safer Chemicals Healthy Families; Save the Children US; Science of Parenthood; Shut Up About Your Perfect Kid!; Single Mom Dating; Slow Family Living; Smart Parenting; Southwest Ohio Parent Magazine; Speak Now for Kids; Speak Up For Education and Kids; Stepfamily Magazine; Stop Spanking; Tampa Bay Parenting Magazine; Text4baby; The Bloggers; The Gay Dad Project; The Global Center for Gifted and Talented Children; The Inquisitive Mom by Mindy Farmer; The Mama Bird Diaries; The National Association for the Education of Young Children (NAEYC); The Natural Parent Magazine; The Progressive Parent; The Vegan Mom; The Young Parent: An Informed Approach; TODAY Parents; Today’s Parents; Toddler Approved; Too Small to Fail; Transparency; Tristin and Tyler; Two Angry Moms; UrbanSitter; Valerie Fowler Writes; Voices for America’s Children; Walking Towards Crunchy; Washington Parent Magazine; weelicious; Working Mother ; Your Teen for Parents; ZERO TO THREE

In the paper we aggregate posts on race topics using the search terms: antiracism, antiracist, black lives matter, diversity, racism, and privilege. Here we provide individual plots of each in Figure A1, which show similar patterns across each term.

Figure A1: Posts of Race-Related Topics in Public Facebook Parenting Groups



Plots show posts per month for each race-related search term. These were pooled together in Figure 2 in the manuscript. Data source: CrowdTangle.

We provide examples of posts from parenting pages on Facebook as described in the manuscript:

“Posts following the emergence of the summer protests focus on a number of themes, which range considerably in their suggestions and the intensity of their action (see online appendix for examples of posts). Many posts focus on consumer behavior, providing parents with lists of racially diverse movies and children’s books or lists of businesses supporting BLM. Others focus on the need for White people to address their own privilege and listen to Black activists. Some posts provide tips for how to talk to children about racism and the protest movement. Some parenting groups shared articles about the importance of changing their children’s environment, such as their home or school, to foster antiracism in their offspring. Finally, some Facebook posts were explicitly focused on political action, such as one petition to charge Kyle Rittenhouse with murder after he shot and killed BLM protesters in Kenosha, WI and links to in-person protest events.”

PS PopSugar Family August 12, 2020

"Mom groups should be a place where we can talk about all things parenthood — including raising antiracist kids."



POPSUGAR.COM
Race Is a Parenting Issue, Which Makes It Fair to Talk About in Online Parenting Groups

11 2 Shares

PS PopSugar Family August 17, 2020

"Our oldest is asking questions, and we don't tiptoe around the answers."



POPSUGAR.COM
Ayesha Curry on Racism in the US: "I Don't Want My Children to Have to Experience This"

PS PopSugar Family July 7, 2020

"Enroll children in programs where other children of color are present. That might mean leaving your neighborhood and, of course, if you're hesitant to that, I'd ask you to think critically about why that is."



POPSUGAR.COM
Your Address Is the Most Crucial Step You Can Take in Raising Antiracist Kids

Atlanta Parent Magazine June 8, 2020

Help raise your kids to be anti-racist with these resources.



ATLANTAPARENT.COM
Resources for Talking to Your Kids About Race | Atlanta Parent
 Help raise your kids to be antiracist with these resources.

MomsRising.org
July 24, 2020

The Black Lives Matter: Black/Immigrants/Refugees Solidarity Rally is happening tomorrow at 1pm at Tukwila Village Community Development Association. Bring your energy and bring your mask!

There will be various mental health therapists and resources available for you on-site. If you are unable to join in person, you can show your support by sharing it on social media. Please RSVP here for further details: <https://moms.ly/3hwWUjb>
<https://moms.ly/2WRj1Jh>

Common Sense Media
July 23, 2020

As many families are seeking out movies, TV shows, & other media that share & celebrate Black voices, Black storytellers, & Black history. We've curated age-based lists from Netflix's Black Lives Matter section. <https://comsense.se/2Eee6M5>



Black Lives Matter Movies and TV Shows on Netflix

The Progressive Parent
July 30, 2020



BLACK LIVES MATTER IS NOT AN ANTI-WHITE MOVEMENT. FEMINISM IS NOT AN ANTI-MEN MOVEMENT. PRIDE IS NOT AN ANTI-STRAIGHT MOVEMENT. THIS ISN'T ABOUT YOU.

David G. McAfee
July 30, 2020

Fellow straight white males: please understand that this isn't about us. Our job is to lend our support by elevating the voices of those who have been historically disenfranchised, or get out of the way.

#straight #lgbt #blacklivesmatter #feminism #pride #straightwhitemale

HuffPost Parents
August 7, 2020


You can feel good about spending your money with these brands that are giving back to coronavirus relief efforts, health care workers and the Black Lives Matter Movement.



Here's A Guide To The Companies That Are Giving Back During These Tough Times

New Moon Girls
August 12, 2020

Whether you want to learn more of the herstory of your own Black heritage or of that of Black people you love, check out these inspiring books — and of course remember to notice and honor the achievements of Black girls and women year-round! <https://newmoongirls.com/lacey-recommends-black.../>




Lacey Recommends Black Herstory Books - New Moon Girls

From escaping slavery to the Civil Rights Movement to Black Lives Matter, children have always been part of the fight for respect and equality.

Care2
August 26, 2020

He killed two people and injured another. There is video of protesters yelling at cops, telling them he had shot someone and the cops just let him pass by! He wasn't taken into custody until the next day.


#KyleRittenhouse
#BlackLivesMatter



Sign Petition: Police thanked this man before he shot Black Lives Matter protesters at point-blank range

Adoptive Families
August 8, 2020

Learn ways to be the best anti-racist adoptive parent: <https://bit.ly/3ie0e30>




How to Be an Anti-Racist Adoptive Parent

Learn how to be an anti-racist adoptive parent — interrogate your own white p...

Metro Parent Magazine
August 11, 2020

It's time to have the talk.



A Parent's Guide to Black Lives Matter - Detroit and Ann Arbor Metro Parent

B Lucid Sample Information

To capture a diverse set of White parents within the United States we constructed quotas relying on population characteristics from the Current Population Study. We relied on Census-created tables using available counts for households or families with children 6-17. We specified quotas for sex, age group (18-24, 24-44, 45-64, and 65+), and Census region (Northeast, Midwest, South, and West). To derive our population parameters we used Tables A3 and H2 from the 2019 CPS.

C Survey Questions

C.1 Filtering Questions

Race. Please indicate what you consider your race/ethnicity to be. We greatly appreciate your effort to describe your background using these categories. *Select all that apply.*

- White
- Black or African-American (terminate)
- Hispanic or Latino (terminate)
- American Indian or Alaska Native (terminate)
- Asian (terminate)
- Native Hawaiian (terminate)
- Other (terminate)

Multiple kids. How many children between the ages of 5–18 do you currently have?

- 0 (terminate)
- 1 (0)
- More than 1 (1)

White kids. [IF R HAS MULTIPLE CHILDREN 5–18] What describes the race of your children between the ages of 5–18?

- All of my children ages 5–18 are only White
- Some of my children ages 5–18 are only White (terminate)
- None of my children ages 5–18 are only White (terminate)

White kids. [IF R HAS ONE CHILD 5–18] What describes the race of your child between the ages of 5–18?

- My child age 5–18 is only White
- My child age 5–18 is not only White (terminate)

C.2 Racial Socialization Questions

Race talk. We have some questions about things you may have discussed with your child[ren]. Please tell us how often, if at all, you talked with your child[ren] about the following topics since May 2020.

Since May 2020, I have told my child[ren]:

1. People are equal, regardless of their race or ethnic background
2. White people get ahead because they work harder than other groups
3. People from other racial or ethnic groups are sometimes still discriminated against because of their race or ethnicity
4. If Black people were more respectful to the police, things would go better for them
5. About important people in the history of other racial or ethnic groups
6. About the possibility that some people might treat him or her badly or unfairly because of our race or ethnicity
7. About the rewards or special privileges that might come from being White
 - Never (0)
 - Once (1)
 - A few times (2–3) (2)
 - Several times (4+) (3)

Race socialization behaviors.

Now, some questions about things you may have done with or for your child[ren] recently. Since May 2020, did you buy or borrow a book... *Select all that apply*

- Because it had characters or people who are a different race than you
- About important people in the history of other racial or ethnic groups
- That discussed how people from other racial or ethnic groups are sometimes still discriminated against because of their race or ethnicity
- That provided tips to you about discussing race and discrimination with your child[ren]
- None of these

Since May 2020, did you.. *Select all that apply*

- Purchase new art, clothing, or toys for your child[ren] because it featured characters or people of a different race than you
- Change a child's school, daycare provider, or place they usually play for one with more children of different races than you
- Watch a movie or tv show with your child[ren] because it featured characters or people a different race than you
- None of these

Since May 2020, did you.. *Select all that apply*

- Attend a Black Lives Matter protest with your child[ren]
- Help your child[ren] make a yard sign or other art supporting the Black Lives Matter Movement
- Bring your child[ren] to a community meeting where issues related to race or the police were being discussed
- Attend an anti-racism workshop/webinar with your child[ren]
- Attend an anti-racism parenting workshop/webinar
- None of these

C.3 Covariates

BLM knowledge.

Since May 2020, how much, if anything, have you heard about the Black Lives Matter movement?

- None at all (0)
- A little (1)
- A lot (2)

How well, if at all, do you feel you understand the goals of the Black Lives Matter movement?

- Not at all well (0)
- Not too well (1)
- Fairly well (2)
- Very well (3)

BLM support. From what you've read and heard, how do you feel about the Black Lives Matter movement?

- Strongly oppose (0)
- Somewhat oppose (1)
- Somewhat support (2)
- Strongly support (3)

Ideology. In general, do you think of yourself as...

- Extremely liberal (0)
- Liberal (1)
- Slightly liberal (2)
- Moderate, middle of the road (3)
- Slightly conservative (4)
- Conservative (5)
- Extremely conservative (6)
- Not sure (3)

Partisanship. Generally speaking, do you think of yourself as a Republican, a Democrat, an independent, or something else?

- Democrat
- Republican
- Independent
- Other party

[IF R ANSWERS DEMOCRAT OR REPUBLICAN] Do you consider yourself to be a strong Democrat/Republican or a not very strong Democrat/Republican?

- Strong Democrat/Republican
- Not very strong Democrat/Republican

[IF R ANSWERS INDEPENDENT OR OTHER PARTY] If you had to choose, do you consider yourself closer to the Republican party or the Democratic party?

- Closer to Republican
- Closer to Democratic
- Neither

Build scale from 0 (Strong Democrat) to 6 (Strong Republican.)

Stay at home parent. Do any of the following currently describe you? *Select all that apply*

- Employed or self-employed full time (35 hours or more per week)
- Employed or self-employed part time (less than 35 hours per week)
- Unemployed, but looking for work
- A student
- A stay-at-home parent
- None of the above

Coded as 1 if respondent selected A stay-at-home parent, either alone or in combination with other choices.

Childcare time. This question is about childcare responsibilities. Childcare responsibilities include the routine feeding, dressing, bathing, playing with, comforting, and transporting your child[ren]. On average, about how many hours do you spend on childcare responsibilities per day?

- Less than 1 (0)
- 1–2 (1)
- 2–5 (2)
- 5–8 (3)
- 8–12 (4)
- More than 12 (5)

Oldest child's age. Captured from Lucid metadata for survey eligibility. Range: 5-21. Rescaled to run 0-1.

COVID affected work. Have you reduced your working hours or left the workforce as a result of the COVID-19 pandemic?

- Yes, reduced working hours
- Yes, left workforce
- No, but probably will in the future
- No

Coded as factor variable with three levels: No (reference level), Reduced hours, Left workforce.

Income. How much is the combined income of all members of YOUR HOUSEHOLD for the PAST 12 MONTHS? Please count income BEFORE TAXES and from all sources (such as wages, salaries, tips, net income from a business, interest, dividends, child support, alimony, and Social Security, public assistance, pensions, or retirement benefits).

- Less than \$10,000 (0)
- \$10,000–\$19,999 (1)
- \$20,000–\$29,999 (2)
- \$30,000–\$39,999 (3)
- \$40,000–\$49,999 (4)
- \$50,000–\$59,999 (5)
- \$60,000–\$69,999 (6)
- \$70,000–\$79,999 (7)
- \$80,000–\$99,999 (8)
- \$100,000–\$119,999 (9)
- \$120,000–\$149,999 (10)
- More than \$150,000 (11)

Education. What is the highest level of education you have completed?

- Grades 1-8 (1) o Grades 1-8 (0)
- Some high school (0)
- High school graduate or GED (0)
- Some college or 2-year degree (1)
- 4-year college degree (2)
- Postgraduate degree (MA, JD, MD, PhD, etc.) (3)

Woman. What is your gender?

- Man (0)
- Woman (1)
- Non-binary
- A gender not listed here

[IF R ANSWERS NON-BINARY OR A GENDER NOT LISTED HERE] In some cases, such as for comparison to national averages, it is important to present data using only binary gender descriptions. If you had to choose, which category would you prefer to be grouped in?

- Man (0)
- Woman (1)

Age. Captured from Lucid’s metadata.

D Model Results for Parenting Correlates

Tables D1-D3 report the model parameter estimates for the linear regressions exploring the correlates of parenting decisions reported in Figure 3 in the main text.

Table D1: Correlates of Parenting Decisions

	Anti-Racist Parenting Workshop	Anti-Racist Workshop w/kid	Attend BLM Protest	Make BLM Sign	Book on Discrimination	Book w/ diverse characters
	(1)	(2)	(3)	(4)	(5)	(6)
Age	-.197** (.082)	-.068 (.090)	-.025 (.091)	-.204** (.097)	-.199* (.106)	-.107 (.104)
Woman	-.047* (.027)	-.155*** (.029)	-.136*** (.029)	-.119*** (.031)	-.128*** (.034)	-.126*** (.033)
Education	.213*** (.042)	.163*** (.045)	.103** (.046)	.101** (.049)	.082 (.054)	.173*** (.052)
Income	.023 (.050)	.014 (.055)	.051 (.055)	.068 (.059)	.087 (.065)	.102 (.063)
Zip: Prop White	-.064 (.058)	-.122* (.063)	-.160** (.064)	-.211*** (.068)	-.062 (.075)	.020 (.073)
Zip: Prop Black	.002 (.095)	-.088 (.103)	.048 (.104)	-.041 (.111)	.095 (.122)	.170 (.119)
Zip: Median Income	.117 (.155)	-.061 (.168)	-.225 (.171)	-.140 (.182)	-.144 (.200)	-.379* (.195)
Zip: Prop College Degree	-.141 (.156)	.221 (.169)	.337** (.171)	.499*** (.183)	.224 (.201)	.375* (.196)
Oldest Child's Age	.062 (.052)	.143** (.057)	.147** (.058)	.057 (.062)	.155** (.068)	-.018 (.066)
Multiple Kids	.022 (.023)	.062** (.025)	.001 (.025)	.017 (.027)	-.013 (.030)	.018 (.029)
Childcare Time	.019 (.041)	.089** (.044)	.094** (.045)	.084* (.048)	.118** (.052)	.158*** (.051)
Stay at home Parent	.015 (.034)	.022 (.037)	-.043 (.038)	-.029 (.040)	-.086* (.044)	-.015 (.043)
COVID Reduced Hours	.068*** (.025)	.083*** (.027)	.057** (.028)	.074** (.029)	.003 (.032)	.097*** (.032)
COVID Left Workforce	-.019 (.040)	-.049 (.044)	.032 (.044)	-.007 (.047)	-.015 (.052)	.023 (.051)
Partisanship (Republican)	-.057* (.031)	-.093*** (.034)	-.087** (.034)	-.011 (.037)	-.148*** (.040)	-.135*** (.039)
Ideology (Conservative)	.062 (.040)	-.007 (.044)	-.049 (.044)	-.078 (.047)	-.051 (.052)	-.038 (.051)
Constant	.050 (.080)	.114 (.087)	.190** (.088)	.262*** (.094)	.305*** (.104)	.155 (.101)
Observations	840	840	840	840	839	839
R ²	.130	.206	.181	.187	.138	.188
Residual Std. Error	.315	.343	.347	.371	.407	.396

Note:

*p<0.1; **p<0.05; ***p<0.01

Table D2: Correlates of Parenting Decisions

	Historical Books	Book on Teaching about Race	Toys w/diverse characters	Change School	Attend Community Meeting	Movie w/diverse characters	Tell Kids: Respect Police
	(1)	(2)	(3)	(4)	(5)	(6)	(7)
Age	.049 (.115)	-.234** (.097)	-.099 (.104)	-.033 (.091)	-.018 (.093)	-.056 (.124)	.022 (.086)
Woman	-.083** (.037)	-.126*** (.031)	-.219*** (.034)	-.143*** (.029)	-.172*** (.030)	-.007 (.040)	-.164*** (.028)
Education	.198*** (.058)	.161*** (.049)	.126** (.053)	.127*** (.046)	.131*** (.047)	.212*** (.063)	.149*** (.044)
Income	-.033 (.070)	.016 (.059)	.070 (.064)	.004 (.055)	.069 (.057)	.078 (.076)	.040 (.052)
Zip: Prop White	-.026 (.081)	-.089 (.069)	-.168** (.074)	.008 (.064)	-.037 (.066)	.063 (.088)	-.062 (.061)
Zip: Prop Black	.333** (.131)	-.006 (.111)	-.133 (.120)	.239** (.104)	.137 (.107)	.228 (.142)	.114 (.099)
Zip: Median Income	-.347 (.215)	-.238 (.182)	-.451** (.196)	-.218 (.171)	-.321* (.176)	.016 (.233)	-.063 (.162)
Zip: Prop College Degree	.343 (.216)	.297 (.183)	.454** (.197)	.288* (.171)	.279 (.176)	-.139 (.234)	.058 (.162)
Oldest Child's Age	.004 (.073)	.060 (.062)	.052 (.066)	.031 (.058)	.080 (.059)	.074 (.079)	.075 (.055)
Multiple Kids	.010 (.032)	-.0005 (.027)	.042 (.029)	-.050** (.025)	.005 (.026)	.020 (.035)	-.011 (.024)
Childcare Time	.185*** (.056)	.063 (.048)	.187*** (.051)	.134*** (.045)	.146*** (.046)	.187*** (.061)	.078* (.042)
Stay at home Parent	-.116** (.048)	-.006 (.040)	.010 (.044)	-.061 (.038)	-.051 (.039)	-.027 (.052)	.039 (.036)
COVID Reduced Hours	.038 (.035)	.049* (.029)	.180*** (.032)	.044 (.028)	.078*** (.028)	.017 (.038)	.112*** (.026)
COVID Left Workforce	-.063 (.056)	-.076 (.047)	.020 (.051)	.029 (.044)	.058 (.046)	-.026 (.061)	-.012 (.042)
Partisanship (Republican)	.021 (.044)	-.044 (.037)	-.064 (.040)	-.056 (.034)	-.044 (.035)	-.104** (.047)	.036 (.033)
Ideology (Conservative)	-.153*** (.056)	.046 (.047)	-.146*** (.051)	.020 (.044)	-.092** (.046)	-.154** (.061)	.008 (.042)
Constant	.220** (.112)	.236** (.094)	.387*** (.102)	.097 (.088)	.142 (.091)	.208* (.121)	.142* (.084)
Observations	839	839	840	840	840	840	840
R ²	.122	.128	.261	.139	.195	.087	.172
Residual Std. Error	.438	.371	.399	.347	.358	.475	.329

Note:

*p<0.1; **p<0.05; ***p<0.01

Table D3: Correlates of Parenting Decisions

	Tell Kids: People Equal	Tell Kids: Historical Figures	Tell Kids: Others Face Discrimination	Tell Kids: We Face Discrimination	Tell Kids: White Privilege	Tell Kids: Whites work Harder
	(1)	(2)	(3)	(4)	(5)	(6)
Age	-.056 (.082)	-.053 (.088)	.029 (.089)	-.021 (.095)	-.042 (.087)	-.036 (.080)
Woman	.017 (.026)	-.002 (.029)	.033 (.029)	-.106*** (.031)	-.048* (.028)	-.167*** (.026)
Education	.007 (.041)	.0002 (.045)	.023 (.045)	-.009 (.048)	.105** (.044)	.177*** (.040)
Income	-.021 (.050)	.035 (.054)	.084 (.054)	.059 (.058)	.192*** (.053)	.013 (.049)
Zip: Prop White	.049 (.058)	.099 (.062)	.033 (.063)	-.014 (.067)	-.091 (.062)	-.159*** (.056)
Zip: Prop Black	-.035 (.094)	.154 (.101)	.056 (.102)	.183* (.108)	.077 (.100)	.097 (.092)
Zip: Median Income	.194 (.154)	.168 (.166)	.033 (.167)	-.137 (.178)	.113 (.164)	-.109 (.150)
Zip: Prop College Degree	-.080 (.155)	-.040 (.167)	.006 (.168)	.205 (.179)	.051 (.165)	.156 (.151)
Oldest Child's Age	.075 (.052)	.070 (.056)	.198*** (.056)	.153** (.060)	.073 (.056)	.017 (.051)
Multiple Kids	.020 (.023)	.031 (.025)	.041* (.025)	.025 (.026)	.041* (.026)	.035 (.022)
Childcare Time	.085** (.040)	.220*** (.044)	.036 (.044)	.119** (.047)	.071* (.043)	.101** (.039)
Stay at home Parent	-.037 (.034)	-.083** (.037)	-.028 (.037)	-.050 (.039)	.007 (.037)	.028 (.033)
COVID Reduced Hours	-.001 (.025)	-.00002 (.027)	-.011 (.027)	.056* (.029)	.081*** (.027)	.126*** (.024)
COVID Left Workforce	.018 (.040)	.093** (.043)	.087** (.043)	.054 (.046)	.055 (.043)	.046 (.039)
Partisanship (Republican)	-.056* (.031)	-.047 (.034)	-.065* (.034)	-.061* (.036)	-.085** (.033)	.026 (.030)
Ideology (Conservative)	-.028 (.040)	-.151*** (.043)	-.168*** (.043)	-.009 (.046)	-.111*** (.043)	-.091** (.039)
Constant	.652*** (.080)	.380*** (.086)	.402*** (.086)	.278*** (.092)	.143* (.085)	.210** (.078)
Observations	840	840	840	840	840	840
R ²	.025	.081	.074	.083	.196	.263
Residual Std. Error	.313	.338	.340	.362	.335	.306

Note:

*p<0.1; **p<0.05; ***p<0.01

Tables D4-D9 report results from models regressing our race socialization outcomes on demographics alone or demographics and family characteristics. This sequential approach helps address the total effect some individual characteristic might have and whether other plausibly temporally subsequent features in part channel some of this effect. We refer interested readers to Miller and Shanks (1996) for one treatment of this building blocks approach.

Table D4: Correlates of Parenting Decisions, Demographics

	Anti-Racist Parenting Workshop (1)	Anti-Racist Workshop w/kid (2)	Attend BLM Protest (3)	Make BLM Sign (4)	Book on Discrimination (5)	Book w/ diverse characters (6)
Age	-.185** (.075)	-.075 (.083)	-.023 (.083)	-.246*** (.088)	-.208** (.098)	-.240** (.095)
Woman	-.059** (.025)	-.161*** (.028)	-.151*** (.028)	-.141*** (.030)	-.137*** (.033)	-.142*** (.032)
Education	.227*** (.041)	.178*** (.045)	.126*** (.046)	.123** (.048)	.130** (.054)	.215*** (.052)
Income	.020 (.050)	.039 (.055)	.054 (.055)	.072 (.058)	.092 (.065)	.102 (.063)
Zip: Prop White	-.081 (.058)	-.167*** (.064)	-.207*** (.064)	-.247*** (.068)	-.099 (.075)	-.045 (.073)
Zip: Prop Black	.002 (.095)	-.102 (.104)	.027 (.105)	-.075 (.111)	.070 (.124)	.132 (.121)
Zip: Median Income	.123 (.155)	-.014 (.171)	-.208 (.171)	-.147 (.182)	-.115 (.202)	-.389** (.197)
Zip: Prop College Degree	-.146 (.156)	.201 (.171)	.359** (.172)	.501*** (.183)	.212 (.203)	.408** (.198)
Constant	.137* (.070)	.242*** (.077)	.271*** (.078)	.362*** (.083)	.317*** (.092)	.271*** (.089)
Observations	848	848	848	848	847	847
R ²	.114	.167	.154	.171	.105	.151
Residual Std. Error	.318	.350	.352	.373	.414	.404

Note:

*p<0.1; **p<0.05; ***p<0.01

Table D5: Correlates of Parenting Decisions, Demographics

	Historical Books (1)	Book on Teaching about Race (2)	Toys w/diverse characters (3)	Change School (4)	Attend Community Meeting (5)	Movie w/diverse characters (6)	Tell Kids: Respect Police (7)
Age	-.053 (.105)	-.233*** (.088)	-.222** (.098)	-.064 (.082)	-.065 (.085)	-.149 (.113)	.050 (.078)
Woman	-.102*** (.035)	-.133*** (.030)	-.249*** (.033)	-.151*** (.028)	-.185*** (.029)	-.007 (.038)	-.173*** (.027)
Education	.220*** (.057)	.170*** (.048)	.163*** (.054)	.151*** (.045)	.150*** (.047)	.235*** (.062)	.138*** (.043)
Income	-.007 (.069)	.025 (.058)	.074 (.065)	-.012 (.055)	.074 (.057)	.098 (.075)	.036 (.052)
Zip: Prop White	-.064 (.081)	-.103 (.068)	-.256*** (.075)	-.019 (.064)	-.096 (.066)	.010 (.087)	-.090 (.060)
Zip: Prop Black	.291** (.132)	-.007 (.111)	-.193 (.124)	.220** (.104)	.100 (.108)	.194 (.143)	.103 (.099)
Zip: Median Income	-.398* (.216)	-.216 (.181)	-.462** (.202)	-.235 (.170)	-.315* (.176)	.024 (.234)	-.041 (.162)
Zip: Prop College Degree	.420* (.217)	.294 (.182)	.486** (.203)	.299* (.171)	.294* (.177)	-.088 (.235)	.024 (.163)
Constant	.293*** (.098)	.304*** (.082)	.602*** (.092)	.181** (.077)	.263*** (.080)	.256** (.106)	.302*** (.074)
Observations	847	847	848	848	848	848	848
R ²	.093	.119	.199	.118	.160	.055	.143
Residual Std. Error	.443	.372	.414	.350	.362	.481	.333

Note:

*p<0.1; **p<0.05; ***p<0.01

Table D6: Correlates of Parenting Decisions, Demographics

	Tell Kids: People Equal (1)	Tell Kids: Historical Figures (2)	Tell Kids: Others Face Discrimination (3)	Tell Kids: We Face Discrimination (4)	Tell Kids: White Privilege (5)	Tell Kids: Whites work Harder (6)
Age	-.084 (.074)	-.157* (.082)	.048 (.082)	-.023 (.086)	-.094 (.080)	-.102 (.074)
Woman	.017 (.025)	-.007 (.028)	.023 (.028)	-.120*** (.029)	-.065** (.027)	-.185*** (.025)
Education	.025 (.041)	.027 (.045)	.039 (.045)	.016 (.047)	.124*** (.044)	.181*** (.040)
Income	-.012 (.049)	.046 (.055)	.095* (.054)	.059 (.057)	.202*** (.053)	.017 (.049)
Zip: Prop White	.028 (.057)	.046 (.063)	-.011 (.063)	-.054 (.067)	-.156** (.062)	-.212*** (.057)
Zip: Prop Black	-.053 (.094)	.093 (.104)	.021 (.104)	.149 (.109)	.044 (.102)	.057 (.093)
Zip: Median Income	.199 (.153)	.148 (.170)	.068 (.170)	-.089 (.178)	.129 (.166)	-.100 (.152)
Zip: Prop College Degree	-.072 (.153)	-.005 (.171)	.004 (.171)	.170 (.179)	.065 (.167)	.149 (.153)
Constant	.703*** (.069)	.496*** (.077)	.420*** (.077)	.423*** (.081)	.224*** (.075)	.382*** (.069)
Observations	848	848	848	848	848	848
R ²	.010	.015	.015	.056	.155	.224
Residual Std. Error	.313	.349	.349	.366	.341	.312

Note:

*p<0.1; **p<0.05; ***p<0.01

Table D7: Correlates of Parenting Decisions, Demographics and Family Structure

	Anti-Racist Parenting Workshop (1)	Anti-Racist Workshop w/kid (2)	Attend BLM Protest (3)	Make BLM Sign (4)	Book on Discrimination (5)	Book w/ diverse characters (6)
Age	-.196** (.082)	-.090 (.089)	-.055 (.091)	-.224** (.096)	-.244** (.107)	-.146 (.104)
Woman	-.045* (.027)	-.154*** (.029)	-.137*** (.029)	-.121*** (.031)	-.127*** (.035)	-.126*** (.034)
Education	.219*** (.042)	.179*** (.045)	.120*** (.046)	.106** (.049)	.108** (.054)	.196*** (.053)
Income	.023 (.050)	.018 (.055)	.056 (.056)	.071 (.059)	.094 (.065)	.108* (.064)
Zip: Prop White	-.067 (.058)	-.137** (.063)	-.177*** (.064)	-.220*** (.068)	-.090 (.076)	-.005 (.074)
Zip: Prop Black	.010 (.095)	-.087 (.103)	.045 (.105)	-.049 (.111)	.092 (.123)	.168 (.120)
Zip: Median Income	.130 (.155)	-.057 (.169)	-.228 (.171)	-.153 (.182)	-.145 (.202)	-.377* (.196)
Zip: Prop College Degree	-.146 (.155)	.242 (.170)	.367** (.172)	.522*** (.183)	.266 (.203)	.412** (.197)
Oldest Child's Age	.056 (.052)	.136** (.057)	.141** (.058)	.057 (.061)	.144** (.068)	-.028 (.066)
Multiple Kids	.023 (.023)	.057** (.025)	-.006 (.025)	.012 (.027)	-.024 (.030)	.009 (.029)
Childcare Time	.019 (.041)	.088** (.044)	.093** (.045)	.084* (.048)	.115** (.053)	.156*** (.051)
Stay at home Parent	.017 (.034)	.020 (.038)	-.047 (.038)	-.033 (.040)	-.091** (.045)	-.019 (.044)
COVID Reduced Hours	.068*** (.025)	.089*** (.027)	.065** (.028)	.079*** (.029)	.015 (.033)	.108*** (.032)
COVID Left Workforce	-.019 (.040)	-.043 (.044)	.039 (.045)	-.002 (.047)	-.005 (.053)	.032 (.051)
Constant	.048 (.079)	.071 (.086)	.134 (.087)	.228** (.092)	.223** (.103)	.083 (.100)
Observations	840	840	840	840	839	839
R ²	.126	.197	.170	.184	.117	.171
Residual Std. Error	.316	.345	.349	.371	.411	.400

Note:

*p<0.1; **p<0.05; ***p<0.01

Table D8: Correlates of Parenting Decisions, Demographics and Family Structure

	Historical Books (1)	Book on Teaching about Race (2)	Toys w/diverse characters (3)	Change School (4)	Attend Community Meeting (5)	Movie w/diverse characters (6)	Tell Kids: Respect Police (7)
Age	.019 (.114)	-.234** (.096)	-.146 (.105)	-.041 (.090)	-.049 (.093)	-.114 (.125)	.032 (.085)
Woman	-.088** (.037)	-.124*** (.031)	-.222*** (.034)	-.142*** (.029)	-.174*** (.030)	-.010 (.040)	-.164*** (.028)
Education	.202*** (.058)	.166*** (.049)	.143*** (.053)	.136*** (.046)	.143*** (.047)	.236*** (.063)	.143*** (.043)
Income	-.028 (.070)	.015 (.059)	.078 (.064)	.005 (.055)	.075 (.057)	.088 (.076)	.038 (.052)
Zip: Prop White	-.037 (.081)	-.092 (.068)	-.191** (.074)	.001 (.064)	-.052 (.066)	.034 (.088)	-.056 (.061)
Zip: Prop Black	.316** (.132)	-.0005 (.111)	-.147 (.121)	.242** (.104)	.128 (.107)	.214 (.144)	.114 (.098)
Zip: Median Income	-.374* (.216)	-.228 (.182)	-.472** (.198)	-.212 (.170)	-.335* (.176)	-.005 (.235)	-.063 (.161)
Zip: Prop College Degree	.380* (.217)	.293 (.183)	.506** (.198)	.294* (.171)	.313* (.177)	-.077 (.236)	.048 (.162)
Oldest Child's Age	.007 (.073)	.056 (.061)	.049 (.067)	.026 (.058)	.078 (.060)	.068 (.079)	.078 (.055)
Multiple Kids	.003 (.032)	-.0001 (.027)	.031 (.029)	-.052** (.025)	-.002 (.026)	.006 (.035)	-.009 (.024)
Childcare Time	.184*** (.057)	.063 (.048)	.185*** (.052)	.133*** (.045)	.144*** (.046)	.185*** (.062)	.078* (.042)
Stay at home Parent	-.123** (.048)	-.004 (.040)	.002 (.044)	-.060 (.038)	-.056 (.039)	-.036 (.052)	.040 (.036)
COVID Reduced Hours	.044 (.035)	.050* (.029)	.192*** (.032)	.046* (.027)	.086*** (.028)	.031 (.038)	.110*** (.026)
COVID Left Workforce	-.056 (.056)	-.076 (.047)	.031 (.051)	.031 (.044)	.065 (.046)	-.012 (.061)	-.014 (.042)
Constant	.173 (.110)	.234*** (.093)	.305*** (.100)	.080 (.087)	.088 (.089)	.105 (.119)	.161** (.082)
Observations	839	839	840	840	840	840	840
R ²	.113	.126	.246	.136	.186	.067	.170
Residual Std. Error	.440	.371	.403	.347	.359	.479	.329

Note:

*p<0.1; **p<0.05; ***p<0.01

Table D9: Correlates of Parenting Decisions, Demographics and Family Structure

	Tell Kids: People Equal (1)	Tell Kids: Historical Figures (2)	Tell Kids: Others Face Discrimination (3)	Tell Kids: We Face Discrimination (4)	Tell Kids: White Privilege (5)	Tell Kids: Whites work Harder (6)
Age	-.075 (.082)	-.097 (.089)	-.023 (.090)	-.036 (.094)	-.086 (.088)	-.050 (.080)
Woman	.017 (.026)	-.005 (.029)	.029 (.029)	-.105*** (.031)	-.051* (.029)	-.170*** (.026)
Education	.017 (.041)	.015 (.045)	.041 (.045)	.001 (.048)	.124*** (.045)	.177*** (.040)
Income	-.018 (.050)	.043 (.054)	.094* (.055)	.061 (.058)	.199*** (.054)	.016 (.049)
Zip: Prop White	.039 (.058)	.078 (.063)	.008 (.063)	-.024 (.067)	-.114* (.062)	-.163*** (.056)
Zip: Prop Black	-.037 (.094)	-.139 (.102)	.040 (.103)	.183* (.108)	.067 (.101)	.086 (.092)
Zip: Median Income	.192 (.154)	.145 (.168)	.008 (.169)	-.135 (.178)	.098 (.166)	-.126 (.150)
Zip: Prop College Degree	-.062 (.155)	.010 (.168)	.063 (.170)	.220 (.178)	.098 (.167)	.175 (.151)
Oldest Child's Age	.071 (.052)	.068 (.057)	.195*** (.057)	.148** (.060)	.068 (.056)	.020 (.051)
Multiple Kids	.016 (.023)	.020 (.025)	.028 (.025)	.022 (.026)	.030 (.025)	.031 (.022)
Childcare Time	.084** (.040)	.218*** (.044)	.034 (.044)	.118** (.047)	.069 (.044)	.101** (.039)
Stay at home Parent	-.040 (.034)	-.092** (.037)	-.037 (.038)	-.051 (.039)	.0005 (.037)	.024 (.033)
COVID Reduced Hours	.004 (.025)	.011 (.027)	.002 (.027)	.060** (.029)	.093*** (.027)	.130*** (.024)
COVID Left Workforce	.023 (.040)	.103** (.044)	.099** (.044)	.058 (.046)	.065 (.043)	.049 (.039)
Constant	.618*** (.078)	.303*** (.085)	.311*** (.086)	.248*** (.090)	.064 (.084)	.188** (.076)
Observations	840	840	840	840	840	840
R ²	.019	.057	.042	.079	.176	.258
Residual Std. Error	.314	.342	.345	.362	.339	.306

Note:

*p<0.1; **p<0.05; ***p<0.01

E Family Structure's Conditional Effect by Gender

Tables E1-E3 report results from models exploring whether family structure's association with parenting decisions varies between men and women. The main results assume no difference in correlation, but this need not be the case. To test this we interact each of the family structure variables (oldest child's age, multiple kids, childcare time, and stay-at-home parent) with an indicator for if the respondent is a woman. If this interaction term is significant, then the marginal effect of these structure variables differs by gender.

Across outcomes, most family structure variables correlate with parenting decisions to similar degrees. Only childcare time sees consistent, statistically significant differences. The parameter estimates for childcare time indicate that, for men, more time is positively associated with reporting engaging in each outcome. But the interaction terms indicate that the marginal effect of childcare time on discussion and behavior items is reliably lower for women. In other words, childcare time contributes less to the parenting decisions of women than men. Further, these differences correspond with marginal effects for women that are, in most all cases, indistinguishable from 0.¹ Even as women tend to spend more time on childcare than men (Oxley 2017), variation in childcare time matters for men's decisions but not women's. Further, while this same pattern of marginal effects for women nearer 0 generally holds for the other family structure variables, gender differences are typically unreliable.

¹Not only does the min-max change in childcare time imply a larger *theoretical* effect for men, the *substantive* effect for men is also larger (Achen 1982). While greater variation exists for women than men on all four family characteristic variables, these differences aren't large enough to negate the sizeable difference in parameter estimates. The standard deviation for childcare time is .31 for women and .24 for men.

Table E1: Correlates of Parenting Decisions

	Anti-Racist Parenting Workshop	Anti-Racist Workshop w/kid	Attend BLM Protest	Make BLM Sign	Book on Discrimination	Book w/ diverse characters
	(1)	(2)	(3)	(4)	(5)	(6)
Age	-.200** (.083)	-.058 (.090)	-.025 (.091)	-.194** (.097)	-.190* (.107)	-.099 (.103)
Woman	.011 (.068)	.012 (.073)	-.002 (.075)	-.006 (.080)	.066 (.087)	.123 (.085)
Education	.213*** (.042)	.158*** (.045)	.101** (.046)	.097** (.049)	.081 (.054)	.167*** (.052)
Income	.020 (.051)	.005 (.055)	.043 (.056)	.057 (.059)	.081 (.065)	.084 (.063)
Zip: Prop White	-.060 (.058)	-.114* (.063)	-.152** (.064)	-.205*** (.068)	-.058 (.075)	.034 (.073)
Zip: Prop Black	.002 (.095)	-.092 (.103)	.047 (.104)	-.045 (.111)	.099 (.122)	.166 (.118)
Zip: Median Income	.118 (.155)	-.059 (.168)	-.222 (.171)	-.131 (.182)	-.140 (.200)	-.367* (.194)
Zip: Prop College Degree	-.142 (.156)	.221 (.169)	.335* (.171)	.495*** (.183)	.237 (.200)	.370* (.195)
Oldest Child's Age	.052 (.081)	.251*** (.088)	.178** (.089)	.126 (.095)	.289*** (.104)	.072 (.101)
Oldest Child's Age*Woman	.001 (.102)	-.203* (.110)	-.078 (.112)	-.135 (.120)	-.239* (.131)	-.199 (.127)
Multiple Kids	.037 (.035)	.058 (.038)	.016 (.038)	-.004 (.041)	-.034 (.045)	.019 (.043)
Multiple Kids*Woman	-.023 (.046)	.006 (.050)	-.022 (.050)	.039 (.054)	.035 (.059)	.004 (.057)
Childcare Time	.087 (.069)	.203*** (.075)	.220*** (.076)	.189** (.081)	.250*** (.089)	.391*** (.086)
Childcare Time*Woman	-.103 (.086)	-.191** (.093)	-.199** (.095)	-.172* (.101)	-.219** (.110)	-.373*** (.107)
Stay at home Parent	-.039 (.161)	-.145 (.175)	-.168 (.177)	-.141 (.189)	.248 (.207)	-.249 (.201)
Stay at home Parent*Woman	.060 (.164)	.185 (.178)	.140 (.180)	.127 (.193)	-.333 (.211)	.264 (.205)
COVID Reduced Hours	.068*** (.025)	.083*** (.027)	.056** (.028)	.074** (.029)	.002 (.032)	.097*** (.031)
COVID Left Workforce	-.015 (.041)	-.040 (.044)	.040 (.045)	-.001 (.048)	-.010 (.052)	.037 (.051)
Partisanship (Republican)	-.057* (.031)	-.091*** (.034)	-.085** (.035)	-.008 (.037)	-.141*** (.040)	-.130*** (.039)
Ideology (Conservative)	.059 (.040)	-.014 (.044)	-.055 (.044)	-.084* (.047)	-.056 (.052)	-.051 (.050)
Constant	.019 (.088)	.024 (.095)	.118 (.096)	.201* (.103)	.190* (.113)	.022 (.109)
Observations	840	840	840	840	839	839
R ²	.132	.213	.186	.191	.148	.202
Residual Std. Error	.316	.342	.347	.371	.406	.394

Note:

*p<0.1; **p<0.05; ***p<0.01

Table E2: Correlates of Parenting Decisions

	Historical Books (1)	Book on Teaching about Race (2)	Toys w/diverse characters (3)	Change School (4)	Attend Community Meeting (5)	Movie w/diverse characters (6)	Tell Kids: Respect Police (7)
Age	.071 (.115)	-.224** (.097)	-.094 (.103)	-.011 (.090)	-.009 (.093)	-.056 (.125)	.018 (.085)
Woman	.121 (.094)	.004 (.080)	.090 (.085)	.094 (.074)	.088 (.076)	.020 (.102)	-.120* (.070)
Education	.193*** (.058)	.157*** (.049)	.119** (.052)	.120*** (.046)	.126*** (.047)	.214*** (.063)	.154*** (.043)
Income	-.043 (.070)	.007 (.059)	.045 (.063)	-.017 (.055)	.049 (.057)	.084 (.076)	.027 (.052)
Zip: Prop White	-.020 (.081)	-.082 (.069)	-.148** (.073)	.019 (.064)	-.023 (.065)	.062 (.088)	-.062 (.060)
Zip: Prop Black	.331** (.131)	-.010 (.111)	-.140 (.118)	.231** (.103)	.132 (.106)	.233 (.143)	.118 (.098)
Zip: Median Income	-.342 (.215)	-.233 (.182)	-.430** (.194)	-.197 (.169)	-.304* (.174)	.007 (.234)	-.027 (.160)
Zip: Prop College Degree	.351 (.216)	.294 (.183)	.440** (.194)	.281* (.170)	.272 (.175)	-.128 (.235)	.050 (.161)
Oldest Child's Age	.205* (.112)	.149 (.095)	.118 (.101)	.194** (.088)	.173* (.091)	.120 (.122)	.005 (.084)
Oldest Child's Age*Woman	-.350** (.141)	-.168 (.120)	-.180 (.127)	-.309*** (.111)	-.206* (.114)	-.067 (.154)	.095 (.105)
Multiple Kids	-.030 (.048)	-.012 (.041)	.046 (.043)	-.102*** (.038)	-.006 (.039)	.027 (.052)	-.064* (.036)
Multiple Kids*Woman	.068 (.064)	.022 (.054)	.002 (.057)	.093* (.050)	.026 (.051)	-.016 (.069)	.099** (.047)
Childcare Time	.294*** (.096)	.158* (.081)	.520*** (.086)	.344*** (.075)	.405*** (.077)	.162 (.104)	.261*** (.071)
Childcare Time*Woman	-.195 (.119)	-.160 (.101)	-.526*** (.107)	-.347*** (.094)	-.414*** (.096)	.035 (.130)	-.271*** (.089)
Stay at home Parent	-.032 (.224)	-.155 (.189)	-.375* (.201)	-.208 (.176)	-.255 (.181)	.186 (.243)	.487*** (.166)
Stay at home Parent*Woman	-.073 (.227)	.165 (.193)	.427** (.205)	.175 (.179)	.234 (.184)	-.221 (.247)	-.456*** (.169)
COVID Reduced Hours	.037 (.035)	.049* (.029)	.179*** (.031)	.044 (.027)	.077*** (.028)	.017 (.038)	.111*** (.026)
COVID Left Workforce	-.056 (.056)	-.069 (.048)	.039 (.051)	.041 (.044)	.072 (.045)	-.027 (.061)	-.014 (.042)
Partisanship (Republican)	.028 (.044)	-.041 (.037)	-.058 (.039)	-.048 (.034)	-.038 (.035)	-.104** (.047)	.045 (.032)
Ideology (Conservative)	-.159*** (.056)	.040 (.047)	-.163*** (.050)	.008 (.044)	-.105** (.045)	-.152** (.061)	.003 (.042)
Constant	.103 (.122)	.167 (.103)	.225** (.109)	-.032 (.096)	.002 (.098)	.188 (.132)	.111 (.090)
Observations	839	839	840	840	840	840	840
R ²	.130	.132	.285	.160	.215	.089	.196
Residual Std. Error	.437	.371	.394	.344	.354	.476	.325

Note:

*p<0.1; **p<0.05; ***p<0.01

Table E3: Correlates of Parenting Decisions

	Tell Kids: People Equal (1)	Tell Kids: Historical Figures (2)	Tell Kids: Others Face Discrimination (3)	Tell Kids: We Face Discrimination (4)	Tell Kids: White Privilege (5)	Tell Kids: Whites work Harder (6)
Age	-.066 (.082)	-.044 (.089)	.035 (.089)	-.013 (.094)	-.048 (.087)	-.041 (.080)
Woman	.036 (.067)	.118 (.072)	.124* (.073)	-.021 (.077)	.079 (.071)	-.085 (.065)
Education	.010 (.041)	-.0003 (.045)	.022 (.045)	-.010 (.048)	.104** (.044)	.180*** (.040)
Income	-.023 (.050)	.026 (.054)	.072 (.054)	.040 (.058)	.170*** (.053)	.006 (.049)
Zip: Prop White	.050 (.058)	.102 (.062)	.037 (.063)	-.010 (.067)	-.080 (.061)	-.156*** (.056)
Zip: Prop Black	-.031 (.094)	.154 (.101)	.054 (.102)	.178* (.108)	.072 (.099)	.101 (.091)
Zip: Median Income	.203 (.154)	.183 (.166)	.052 (.167)	-.103 (.177)	.146 (.163)	-.095 (.150)
Zip: Prop College Degree	-.081 (.155)	-.038 (.167)	-.0004 (.168)	.192 (.178)	.030 (.164)	.156 (.150)
Oldest Child's Age	.006 (.081)	.148* (.087)	.221** (.087)	.158* (.093)	-.010 (.085)	-.007 (.078)
Oldest Child's Age*Woman	.102 (.101)	-.145 (.109)	-.060 (.109)	-.036 (.116)	.084 (.107)	.019 (.098)
Multiple Kids	.025 (.035)	-.009 (.037)	.007 (.037)	-.038 (.040)	.026 (.037)	.023 (.034)
Multiple Kids*Woman	-.006 (.046)	.070 (.049)	.063 (.049)	.116** (.052)	.037 (.048)	.023 (.044)
Childcare Time	.166** (.068)	.339*** (.074)	.171** (.074)	.301*** (.079)	.340*** (.072)	.236*** (.067)
Childcare Time*Woman	-.115 (.085)	-.193** (.092)	-.210** (.092)	-.281*** (.098)	-.406*** (.090)	-.204** (.083)
Stay at home Parent	.165 (.160)	.152 (.172)	.047 (.173)	.062 (.184)	-.160 (.169)	.296* (.156)
Stay at home Parent*Woman	-.207 (.163)	-.234 (.175)	-.067 (.176)	-.103 (.187)	.190 (.172)	-.270* (.158)
COVID Reduced Hours	-.002 (.025)	-.001 (.027)	-.012 (.027)	.055* (.029)	.080*** (.026)	.125*** (.024)
COVID Left Workforce	.018 (.040)	.096** (.043)	.091** (.044)	.057 (.046)	.064 (.042)	.048 (.039)
Partisanship (Republican)	-.054* (.031)	-.040 (.034)	-.059* (.034)	-.052 (.036)	-.079** (.033)	.031 (.030)
Ideology (Conservative)	-.029 (.040)	-.156*** (.043)	-.174*** (.043)	-.018 (.046)	-.123*** (.042)	-.095** (.039)
Constant	.639*** (.087)	.308*** (.094)	.351*** (.094)	.230** (.100)	.078 (.092)	.160* (.085)
Observations	840	840	840	840	840	840
R ²	.031	.090	.081	.098	.218	.272
Residual Std. Error	.313	.337	.339	.360	.331	.304

Note:

*p<0.1; **p<0.05; ***p<0.01

References

Achen, Christopher H. 1982. *Interpreting and Using Regression*. Newbury Park: Sage.

Miller, Warren E. and J. Merrill Shanks. 1996. *The New American Voter*. Cambridge, MA: Harvard University Press.

Oxley, Zoe M. 2017. Gender and the Socialization of Party Identification. In *The Political Psychology of Women in U.S. Politics*, ed. Angela L. Bos and Monica C. Schneider. p. 15–33.