

# Racial Attitudes and Political Preferences Among Black and White Evangelicals\*

LEVI G. ALLEN<sup>†</sup> AND SHAYLA F. OLSON<sup>‡</sup>

March 21, 2022

Author bios: Levi Allen is a Ph.D. Candidate in the Department of Political Science at the University of Notre Dame. His research focuses on religion and politics, the political parties, and determinants of vote choice. Shayla Olson is a Ph.D. student in Political Science and Scientific Computing and an MA student in Statistics at the University of Michigan. She researches in the areas of racial and ethnic politics and political communication within U.S. religious contexts.

---

\*Authors are listed in alphabetical order; authorship is equal. All data are publicly available; replication files are available upon request. We thank David Bates, Nazita Lajevardi, Geoff Layman, Wayde Marsh, Enrique Quezada, and Kevin Quinn for their feedback on this manuscript.

<sup>†</sup>Ph.D. Candidate, Department of Political Science, University of Notre Dame. Contact Information: lallen5@nd.edu

<sup>‡</sup>Ph.D. student of Political Science and Scientific Computing, University of Michigan. Contact information: sfolson@umich.edu

## **Abstract**

How do racial group attitudes shape the political preferences of Black and white evangelicals? Scholarship has documented the relationship between religion and race in shaping political behavior and attitudes. However, less is known about how in-group and out-group racial attitudes operate within religious populations. Using samples of Black and white evangelicals from the 2012 and 2016 American National Election Studies, we explore the role of racial identity centrality and racial resentment in determining evangelicals' political preferences. While the role of Black and white identity among evangelicals is minimal, we find strong and consistent conservatizing effects for racial resentment. Together these findings suggest that the evangelical racial divide is not driven by Black evangelicals' attachment to their racial identity, but that racial resentment may drive white evangelicals to more conservative political preferences.

## Introduction

Scholars studying the evangelical vote in 2016 have asked which white evangelicals constituted the roughly 81% that voted for Donald Trump (Djupe and Claassen 2018), looking at possible divides along the dimension of gender (Cassese 2020), religious practice (Layman 2016), and religious beliefs (Margolis 2019).<sup>1</sup> One of the principal divides concerning the voting behavior of evangelicals is the difference between white and non-white evangelicals, which is well documented before and after the 2016 Presidential Election (Djupe and Claassen 2018; McDaniel and Ellison 2008; McKenzie and Rouse 2013). As Wong (2015, 643) notes, “White and Black evangelicals share much in common as far as placing an emphasis on sharing one’s faith, [and] belief that the Bible is the ultimate authority... at the same time, it has long been observed that in terms of their political orientations, the two groups could not be more different.” The effect of religion on political behavior cannot be clearly understood without accounting for the role that racial identity plays within a given religious context.

Explanations for the political divide between Black and white evangelicals focus on the historical and enduring separation between Black and white religious experiences, such as the exclusion of Black Christians from white religious spaces (Bracey and Moore 2017; Margolis 2018; Steensland et al. 2000; Tisby 2019; Yukich and Edgell 2020). However, less attention has been paid to how the degree to which evangelicals feel attached to their racial identity - or conversely, white evangelicals’ out-group resentment - may influence these differences. While we know little about the role of racial attitudes among

evangelicals, the centrality of racial attitudes in modern American politics is firmly established (Cramer 2020). Additionally, scholars are exploring new ways of measuring in-group favorability and out-group animus. This includes work that revisits the conceptualization and measurement of racial resentment (DeSante and Smith 2020; Wilson and Davis 2011), that confronts the importance of capturing attitudes towards groups beyond the black-white binary (Lajevardi 2020; Reny and Barreto 2020), and that further examines attachments to one's racial group (Berry, Ebner and Cornelius 2019; Gay, Hochschild and White 2016; Jardina 2019, 2020).

Because of the historical racial divide within American evangelicalism, and given that religious environments continue to be racially homogeneous (McKenzie and Rouse 2013), we might expect racial-group attachment among both Black and white evangelicals to be an especially powerful determinant of political preferences. Additionally, white evangelicals' have higher levels of racial resentment than non-evangelical whites, which cannot simply be attributed to their evangelical identity (Calfano and Paolino 2010). Instead, the relatively small and recent body of work in the area suggests white evangelicals are motivated by a heightened sense of perceived discrimination (Wong 2018a) and that conservative racial attitudes may be as or more meaningful to evangelicals' politics as their issue attitudes towards traditional moral issues such as abortion and same-sex marriage (Claassen 2018). However, despite the prevalence and growth of literature on race and racial attitudes, and the demonstrated importance of examining religion through a racial lens, there remains a large body of racial attitudes research yet to be tested in the religious context.

Our research contributes to understanding the interaction of race and religion among evangelicals by evaluating how group attachment among Black and white evangelicals, and out-group resentment among white evangelicals, influences their political preferences. We assess the predictive power of Black identity, white identity, and racial resentment in determining attitudes towards traditional moral issues as well non-traditional issues, including racialized issues, among evangelicals. We then examine the association of these racial in-group and out-group attitudes with Black and white evangelicals' vote choice in 2012 and 2016. Our findings further our understanding of the differences in political behavior between Black and white evangelicals, who together comprise approximately one-third of the electorate.

First, we uncover limited effects of racial identity centrality in determining the political preferences of Black and white evangelicals. Black identity, although highly salient among Black evangelicals, does not explain their varying attitudes regarding traditional issues, non-traditional and racialized issues, or vote choice. Our findings stand in contrast to the implicit assumption that the political divide between Black and white evangelicals is driven by racial in-group attachments. Second, our findings point to a deep divide among white evangelicals along the dimension of racial resentment. This division is consistent across a multitude of political issues, and while the majority of white evangelicals hold high levels of racial resentment, our model predictions for white evangelicals with lower levels of racial resentment are quite similar to the average predicted political attitudes of Black evangelicals. Thus, the division between Black and white evangelicals' political preferences could be primarily driven by white evangelicals' racial animus.

Following our results, we discuss possible mechanisms that might facilitate these differences, such as church attendance, which may provide a conduit through which racial in-group favoritism may be operating in religious spaces. We conclude by discussing the limitations of our data and further outlining our contributions as well as future routes for related research.

## The Political Divide between Black and White Evangelicals

The divide between Black and white evangelicals is prevalent throughout history. Due to white Christians' exclusion of Black slaves and free Black Americans in their religious services, Black Christians formed separate spaces to worship (Tisby 2019). Black churches serve as social and political hubs in many communities, fulfilling vital civic functions like registering parishioners to vote, aiding them in navigating the bureaucratic system (Brown and Brown 2003; Brown 2009; McDaniel 2008), and hosting events for candidates in their churches (Fausset and Robertson 2017). The uniqueness of the Black church is even reflected in the measurement of American religion, with Black Protestants often being separated into a category of their own (Steensland et al. 2000).

Importantly, this partition is not explicitly due to theological differences, but is due to a history of racism and discrimination from white Christians (Wald and Calhoun-Brown 2014). As Margolis (2018, p. 150) writes, "In contrast to white conservative Protestants, African Americans' history of so-

cial, legal, and religious segregation has allowed for a theological perspective that focuses on predominately liberal ideas of equality and justice to flourish.” Because common measurement of religion is in practice a measurement of racial-religious categorization, often only in the case of Black Americans, it is difficult to estimate how many Black Americans can be classified as evangelicals based on their theological beliefs or religious identity (Shelton and Cobb 2017). According to the Pew Research Center, a remarkable majority (67%) of Black Americans identify as either evangelical or as Black Protestants.<sup>2</sup>

While Black Christians share a common history of forced segregation from white churches, less attention is paid in considering how white evangelicals shared history of dominating the social order may influence both their politics and religion. White evangelicals represent a sizeable portion of whites (29%) and a solid voting bloc within the American electorate, comprising roughly one-quarter (23%) of voters, the largest racial-religious bloc of voters in the United States (Wong 2018a). White evangelicals firmly consolidated behind the Republican Party by the year 2000, and they now make up the backbone of the party (Layman 2001; Margolis 2018). In fact, the white evangelical coalition is so strong that a candidate taking on an evangelical identity can expect to see increased Republican support (Campbell, Green and Layman 2011). The candidacy and election of Donald Trump did not change the strength of this coalition (Cassese 2020; Djupe and Claassen 2018); conversely, his election arguably reflected the profound strength and endurance of it.

While having an evangelical identity does have a consistently conserva-

tizing effect on political attitudes across racial groups, this effect is uniquely strong among white evangelicals (Wong 2018a). These differences are apparent when evaluating Black and white evangelicals' differences in partisanship (Calhoun-Brown 1998; McDaniel and Ellison 2008), congregational civic engagement (Brown 2009), and church political context (Brown et al. 2016). Many of the racial divides prevalent in the country as a whole also exist within churches, and in some cases these differences are even more noticeable. While recent scholarship has increasingly parsed out these important differences, the discipline needs further clarification as to why these divisions continue.

## Racial Attitudes as an Explanation for the Divide

The dominant paradigm in the literature suggests white evangelicals are drawn towards conservatism and the Republican Party for their stances on traditional moral issues such as abortion and legal recognition of marriage equality (Lewis 2018; Olson, Cadge and Harrison 2006; Swank 2020). The Republican Party was able to mobilize evangelical Christians by bringing traditional these to the forefront of the political arena (Wilcox 1992). This mobilization permeated into the elite realm as the Republican Party built networks and special interest groups centered around marshalling evangelicals to the polls around these issues, which has led to landslide majorities for the GOP among white evangelicals in every presidential election since 1980.



However, a growing body of scholarship suggests that these moral issues might not be the source of evangelical support for the Republican Party, with some positing they might be a guise (Marsh 2021). Scholars have explored race and racial attitudes as an explanation for evangelical political divisions, as there tends to be similar agreement among both Black and white evangelicals on traditional moral issues (Philpot 2017; Wong 2015). Wong (2018a, 81) finds that white evangelicals' conservatism is "driven by a sense of in-group embattlement," in which white evangelicals feel their racial group is discriminated against more than others and that their Christian values are under attack. While whites in general have increasingly reported feeling discriminated against (Marsh and Ramírez 2019), evangelical Protestants in the South are even more likely to report racial discrimination (Mayrl and Saperstein 2013). Furthermore, Emerson and Smith (2001) argue that white evangelicals are particularly ill-equipped to comprehend and recognize structural racial inequality because of their cultural disposition that emphasizes individualism, personal relationships, and anti-structuralism. This orientation may help explain previous research that posits white evangelicals' high levels of racial resentment come from ideological disagreements rather than evangelicalism alone or anti-black affect (Calfano and Paolino 2010). However, some scholars do conclude that racial attitudes motivate white evangelicals' political attitudes (Claassen 2018). Thus, racial attitudes are relevant in the evangelical context.

While a large portion of the racial attitudes literature has focused on out-group attitudes among whites and in-group attitudes among Blacks (Hutchings and Valentino 2004), much of the work on racial attitudes has not yet

been taken into account when examining evangelicals. Black Americans' in-group identity has become a central factor in their political organization (Dawson 1994; White and Laird 2020), but the impact of racial identity is still dependent on the context in which it is activated (White 2007). Black identity is associated with more liberal policy preferences when the policies are seen as more helpful to the group (Craemer et al. 2013). These forces replicate among the religious, and religious identity and practice can even amplify racial group attachment. As Wilcox and Gomez (1990, p.271) notes, "Black religion is an important source of Black identity and a stimulus to a political involvement." However, Black evangelicals still hold conservative positions on what are viewed as the traditional moral issues among evangelicals (Calhoun-Brown 1998; Wong 2018a).

Consequently, we expect that the higher levels of Black identity found among Black religious populations will lead to more conservative positions on traditional issues, given that, as Philpot (2017) notes, African-Americans have historically been conservative on salient moral issues like same-sex marriage. However, we hypothesize that Black identity will be associated with liberal positions on non-traditional and more racialized issues. Finally, previous scholarship has highlighted group consciousness as a driver of Democratic vote choice among Black Americans (Philpot 2017; White and Laird 2020). Thus, we hypothesize that an increase in Black identity will be negatively associated with voting for a Republican presidential candidate.

A newer development within the literature on racial in-group favoritism is a growing focus on white identity (Berry, Ebner and Cornelius 2019; Jardina 2019, 2020). Theories of white identity rest on the assertion that whites

may possess in-group favorability and seek policies that specifically benefit them as whites. White identity is characterized by how important one feels being white is to their identity, as well as their sense of commonality among whites, and has been triggered by a demographically and culturally changing America. [Jardina \(2019, p. 106\)](#) finds that 19% of whites high in white identity identify as Evangelical Protestants. Overall, the religious breakdown of whites with high white identity matches closely to the distribution of religion across the broader white population; the exception to this is among white non-religious respondents who tend to fall lower on the white identity measure.

Previous scholarship has found that white identity is associated with more conservative views on immigration and voting for the Republican Party; however, it is not associated with racialized policies that are not viewed as having a negative effect on whites ([Jardina 2019](#)). Moreover, although the Black church has been a source of increased racial identity among Black Christians, this link has not yet been made among white Christians. Thus, there is no theoretical reason for us to believe that white identity will significantly move the needle among white evangelicals on the traditional moral issues of same-sex marriage and abortion. Furthermore, we do not expect white identity to be associated with non-traditional issues that are not directly related to the in-group, such as gun control, affirmative action, and the death penalty. However, we do expect white identity will be linked with conservative attitudes on immigration because of the perception that restricting immigration will benefit white Americans. Finally, we expect that an increase in white identity will lead to a positive association in voting for the Republican pres-

idential candidate (Jardina 2020).

While white identity is meaningful in certain contexts, even when modeled together, whites' racial resentment is still a consistently strong predictor of political behavior (Jardina 2020). We continue this line of research by comparing racial resentment and white identity within the evangelical context. Scholars have previously shown that the American political context is becoming increasingly racialized, and whites' out-group animus is now associated with issues that were previously not considered racially salient (Enders and Scott 2019; Tesler 2012). In light of these findings, we hypothesize that the pervasiveness of racial resentment will be profound among white evangelicals as we speculate that the religious context found in many predominately white, evangelical churches serves as a harbor for these attitudes. In the sections that follow, we outline our measurement strategies and consider the role of in-group and out-group racial attitudes in three different contexts. First, we present our results for traditional evangelical issues, such as abortion and gay marriage. Second, we examine non-traditional evangelical issues, such as gun control, affirmative action, the death penalty, and immigration. Third, we analyze the influence of racial identity centrality and racial resentment on electoral outcomes, namely the likelihood of supporting Mitt Romney in 2012 and Donald Trump in 2016. We follow the presentation of our results with a discussion of other key findings that differentiate Black and white evangelicals.

## Data and Methods

How do racial group attitudes shape the political preferences of Black and white evangelicals? To analyze this question, we rely on the 2012 and 2016 ANES Time Series Studies.<sup>3</sup> Our sample is Black ( $n = 635$ ) and white ( $n = 1145$ ) respondents who are identified as Evangelical Protestants according to their denominational affiliation (Steensland et al. 2000).<sup>4</sup>

Scholars take varied approaches to measuring who is and is not an evangelical (Hackett and Lindsay 2008). As Margolis (2018, 2019) notes, religion, and specifically the evangelical identity itself, is politicized, which influences who chooses to identify or de-identify with a particular religious group (Campbell et al. 2018; Djupe, Neiheisel and Sokhey 2018; Egan 2020). This results in religious identity being a complex concept to measure.

The most widely used measure of religious tradition, RELTRAD, is derived from Steensland et al. (2000). RELTRAD consists of seven possible categories: Mainline Protestant, Evangelical Protestant, Black Protestant, Roman Catholic, Undifferentiated Christian, Jewish, other religion, and not religious. Others utilize the binary born-again question, which asks respondents "Would you call yourself a born-again Christian, that is, have you personally had a conversion experience related to Jesus Christ?"

While Steensland and colleagues argue that a Black Protestant category is necessary due to the historical exclusion of Black Christians from white churches, Wong (2018a,b, 2015) find that white evangelicals (as measured by the born-again question) are uniquely conservative when compared to Asian American, Black, and Latino evangelicals. Additionally, coding schemes for

implementing RELTRAD vary. [Burge and Lewis \(2018\)](#) use a combination of RELTRAD coding and the born-again question, but exclude Black respondents from answering the born-again question. As [Shelton and Cobb \(2017\)](#) note, the Black Protestant category often conflates a common racial identity with a common religious experience in the historically Black Church. The born-again question in the ANES is asked of Christians affiliated with non-evangelical denominations, such as Catholic respondents, and these respondents may (and sometimes do) respond affirmatively ([Welch and Legee 1991](#)). While each of these approaches to measuring evangelicals has various strengths and shortcomings, we utilize a denominational approach.<sup>5</sup>

Our key independent variables are racial identity and racial resentment. We measure Black identity and white identity through identity centrality, which is measured through an individual's response to the question, "*How important is being Black/white to your identity?*" ([Hooper 1976](#); [Jardina 2020](#)). Responses vary from "Not at all important" (0) to "Extremely Important" (4). While this question has been asked to Black and other non-white respondents for many years, white respondents have only been asked since the 2012 ANES ([Jardina 2019](#)). To strike a balance between the need for increased observations of Black evangelicals in our analyses and question availability for whites, we use a pooled sample of the 2012 and 2016 ANES in all of our issue attitude analyses.

We also test our hypotheses by examining how whites' racial attitudes affect their policy attitudes. We investigate racial resentment among the sample of white evangelicals in which we take an individual's average response - ranging from "Disagree Strongly" (0) to "Agree Strongly" (4) - to

the standard four-item index (Kinder and Sanders 1996).<sup>6</sup>

There exists a rich scholarly discussion on measuring racial attitudes, and particularly about whether the racial resentment measure accurately captures them (Cramer 2020; DeSante and Smith 2020; Huddy and Feldman 2009; Kinder and Mendelberg 2000; Sears and Henry 2003; Wilson and Davis 2011). Additionally, while limited work exists evaluating the racial resentment measure among Black Americans (but see Frasure-Yokley 2018; Kam and Burge 2018; Orey et al. 2012), we refrain from incorporating racial resentment in our Black evangelical models. Measuring racial resentment in the context of Black respondents is theoretically unclear, but could be viewed as one of negative in-group attitudes, contrary to a measure of negative out-group bias when applied to whites (Kam and Burge 2018; Orey et al. 2012). At a minimum, it is clear racial resentment does not work for Black respondents in the same way it does for white respondents.

Jardina (2020) finds whites' racial resentment to be concentrated towards the higher end of the scale and white identity to be concentrated towards the lower end of the scale. Additionally, Black respondents report higher levels of racial identity centrality than do whites. While the mean for Black identity is higher than that of white identity, we find higher average racial identity among both groups of evangelicals compared to their non-evangelical counterparts (Black evangelicals: +0.24,  $p < 0.05$ ; white evangelicals: +0.20,  $p < 0.01$ ). White evangelicals also harbor higher levels of racial resentment than white non-evangelicals (+0.39,  $p < 0.01$ ). We find little difference when we examine 2012 and 2016 separately; Black and white identity among evangelicals does not significantly change, however white evangelicals'

racial resentment decreases slightly in 2016 ( $-0.11, p < 0.1$ ).<sup>7</sup>

**[Table 1 here]**

Our outcome variables include a variety of issue attitudes and presidential vote choice in 2012 and 2016. Table 1 displays the dependent variables, their possible values, and the values for which we present predicted probabilities. We model attitudes towards two traditional evangelical issues - abortion and marriage equality - and four non-traditional issues: gun control, affirmative action, the death penalty, and immigration. Finally, we present predictions for voting for the Republican presidential candidate in 2012 (Romney) and 2016 (Trump). While the voting models are separated by year, the attitudinal models feature the pooled sample.

We control for a host of other variables in our models such as the respondent's age, education, income, sex (1 = female, 0 = otherwise), and the year (1 = 2016, 0 = 2012). Additionally, we account for church attendance, which ranges from Never (0) to Every Week (4), Biblical Literalism, which ranges from whether the Bible is written literally and by God (2) or is a creation of humanity (0), and religious guidance, which ranges from religion is not important (0) to religion providing a great deal of guidance (4).

In models predicting church attendance and Biblical Literalism, among the combined sample of Black and white evangelicals, we find no statistical association between race nor racial identity.<sup>8</sup> We do find racial resentment to be positively associated with Biblical Literalism, or an increased likelihood to take the Bible as the literal word of God. We find a negative association between racial resentment and frequency of church attendance.



## Results

We present our results as follows: first, we introduce our models predicting political attitudes among Black and white evangelicals towards traditional and non-traditional issues. We present results from models using the combined sample of Black and white evangelicals with an interaction between race and racial identity, and we specify separate models for Black and white evangelicals in which we test racial identity for both groups and racial resentment for white evangelicals. After this, we examine vote choice among the two groups. In all presentations, we focus on the predictive power of our key independent variables, racial identity and racial resentment.<sup>9</sup> Each plot displays the predicted probability where each color represents Black evangelicals' racial identity, white evangelicals' racial resentment, and white evangelicals' racial identity respectively.

**[Figure 1 here]**

We examine Black and white evangelicals' attitudes towards six issues: abortion, gay marriage, gun control, affirmative action, the death penalty, and immigration. While this list is by no means comprehensive, we select a variety of topics that tap into both traditional evangelical issues and non-traditional issues, including issues where we would expect to see racial attitudes to be especially relevant. All models in this section represent the pooled 2012 and 2016 ANES sample. First we present our results on traditional issues, abortion and marriage equality, in Figure 1. Our models utilize the full scale, but we present the results for the predicted probability of choosing the most liberal option for both of these issues.

Among both Black and white evangelicals, racial identity has a positive effect on taking a more liberal position on abortion, but this effect is only statistically significant among white evangelicals. White evangelicals are overall less likely to hold liberal positions on abortion than Black evangelicals. Turning to attitudes towards same-sex marriage, there are neither significant differences between Black and white evangelicals' nor within either group based on racial identity.

However, here we find the role of racial identity centrality is conditional on race— whereas Black identity is associated with a higher probability of believing gay and lesbian couples should be allowed to legally marry, white identity is negatively associated with this belief. The coefficient for racial resentment is not significant in our model on abortion opinions, but racial resentment is significant and negatively associated with liberal attitudes towards same-sex marriage. The average predicted probability for taking the most liberal position on marriage equality is lowest among the most racially resentful white evangelicals. This finding is consistent with previous work showing that prejudice can span over multiple issue dimensions (Johnston, Lavine and Federico 2017), that racial resentment is associated with political attitudes beyond racialized issues (Enders and Scott 2019), and even that the number of political issues that are racialized is increasing (McCabe 2019; Tesler 2016). As Kinder and Kalmoe (2017, 105) note, public opinion on moral issues, such as same-sex marriage, are “determined to a large extent by the sentiments citizens feel toward the social groups implicated in the policy.” Consequently, white evangelicals' negative attitudes towards same-sex marriage may be correlated with negative attitudes towards racial outgroups,

namely African Americans.

**[Figure 2 here]**

Next we turn to issues that are less associated with moral positions held by evangelicals, many of which are more racialized. Gun control is measured as a binary variable, grouping the two more conservative responses (“Make it easier” to buy a gun or “keep rules about the same”) and separating the only option that would “make it more difficult” to buy a gun (Ryan et al. 2020). Affirmative action refers to a seven point scale measuring how much a respondent favors allowing universities to consider race when choosing students, in order to increase the number of Black students. We present the most liberal responses for these two questions in Figures 2a and 2b. We display the predicted probabilities of approving (strongly or not strongly on a four-point scale) of the death penalty in Figure 2c and holding the most conservative view towards immigration, which is to “make all unauthorized immigrants felons and send them back to their home country” in Figure 2d.

For all of the four non-traditional issues, white evangelicals hold more conservative attitudes than Black evangelicals. Among Black evangelicals, we see few significant effects of racial identity on political attitudes. Regardless of the strength of one’s Black identity, Black evangelicals hold relatively homogeneous political opinions towards gun control and the death penalty, and while there is a negative relationship between Black identity and favoring affirmative action, this effect is not statistically significant. However, there is a positive and significant association between Black identity and liberal positions on immigration. As displayed in Figure 2d, Black evangelicals

with high levels of Black identity are the least likely to take the position of “Make all unauthorized immigrants felons and send them back to their home country.” Further, the immigration model is the only non-traditional issue in which the interaction between race and racial identity centrality is statistically significant; Black identity is associated with liberal preferences, whereas white identity is associated with more conservative attitudes. Among white evangelicals, we do not find white identity to significantly predict attitudes towards any of these four issues.

Our most consistent finding is that racial resentment significantly influences white evangelicals’ political preferences, and in all cases has a conservative effect. In each case, predictions for white evangelicals low on racial resentment are very similar to the predicted attitudes of Black evangelicals. While in-group affection measured as Black and white identity is not significantly associated with most of these issues (with the exception of abortion among white evangelicals and immigration among Black evangelicals), racial resentment has a negative (conservative) effect in each model and is statistically significant in all cases except abortion attitudes.

Finally, we turn to an examination of electoral outcomes in presidential vote choice for both the 2012 and 2016 presidential elections on our primary independent variables: Black identity, white identity, and racial resentment. We present the predictions for Mitt Romney in 2012 and Donald Trump in 2016 here. Because we cannot use the pooled 2012 and 2016 sample for these models, we are limited in our ability to model Black evangelicals separately from white evangelicals. We continue to rely on our full sample of Black and white evangelicals and include an interaction between race and racial identity

in the model. We also separately specify a model among white evangelicals that includes covariates for white identity and racial resentment.

**[Figure 3 here]**

Figure 3 displays our results for vote choice. Our findings for voting behavior follow similar trends to those presented for issue attitudes. First, we note the strong divide between Black and white evangelicals in 2012 and 2016. White evangelicals were significantly more likely to vote for both Romney and Trump. However, we find no evidence that Black identity nor white identity among evangelicals is a strong predictor of voting behavior. Alternatively, we continue to find racial resentment to be significantly associated with voting for both Romney and Trump.

## Discussion

Our results provide mixed support for our expectations. While Black identity and white identity is higher among evangelicals than the general population, these group attachments are not particularly powerful predictors of political preferences. Our results suggest that racial in-group favoritism operates similarly among Black and white evangelicals in many cases, though there are some issues for which it operates differently. We present two of these cases - marriage equality and immigration - in which Black identity is associated with more liberal positions and white identity is associated with more conservative positions. The interaction term in these two models is statistically significant, but we also find Black identity and white identity moves

evangelicals in opposing directions when it comes to attitudes towards the death penalty. Black evangelicals are more likely to disapprove of the death penalty as Black identity increases, but white evangelicals are more likely to approve of the death penalty as white identity increases. Consistently, we find that racial resentment among white evangelicals is strongly associated with conservative positions on all issues.

We recognize some limitations to our data and design in answering these questions. Our main restriction comes from the small sample of Black evangelicals in our analysis and the limited variation of our key variables among both Black and white evangelicals. Nearly 83% of Black evangelicals reported that being Black is either “Very” or “Extremely Important” to their identity, and very few (approximately 7%) Black evangelicals reported being Black to be “A little” or “Not at all important.” While there is more variation in white evangelicals’ reports of racial identity, almost 80% of white evangelicals fall above the midpoint on the racial resentment index. With a larger sample of Black evangelicals and more variation on our key variables, we would likely be able to make more precise estimates.

Beyond our key independent variables, racial identity centrality and racial resentment, there are other relationships found in our analysis that are worth considering. Notably, the relationship between church attendance and our dependent variables provides some insight to the mechanisms behind our expectations. Our theoretical framework for why Black identity and white identity may be associated with political preferences was derived from historical schisms within evangelicalism and American Christianity broadly. Because white Christians have created exclusionary religious spaces ([Bracey](#)

and Moore 2017; Tisby 2019), Black religious experiences can amplify racial identity (Wilcox and Gomez 1990). While we do not know of any studies linking white identity with religious experiences, we could theorize similarly for white evangelicals, that their religious experiences and spaces can amplify and intensify their racial identity. Following these expectations, Black and white evangelicals who attend church more frequently should hold more conservative opinions towards traditional issues. Further, Black evangelicals should hold more liberal positions towards non-traditional issues, but white evangelicals attending church more frequently will hold more conservative opinions towards all issues.

We find Black identity is strongly associated with increased church attendance among evangelicals but white identity is weakly associated with decreased church attendance. Our results for traditional issues do show church attendance among both Black and white evangelicals to be significantly associated with more conservative attitudes towards abortion and marriage equality. While the relationship between church attendance and non-traditional issues is not as clear, the coefficient for church attendance among Black evangelicals is positive in our models predicting liberal attitudes on gun control, affirmative action, and immigration, but not the death penalty. Our results lead us to believe church attendance is not only an important environment for political socialization (Djupe and Gilbert 2009), but that this socialization is raced (Yukich and Edgell 2020), is consequential for racial attitudes, and may even be capturing the expected effects of racial identity.

## Conclusion

These findings make multiple contributions to the existing scholarship on evangelicals and the racial divisions within this group. Our results lend credence to the scholarship showing that American politics has become racialized in multiple contexts (Tesler 2012). Specifically, we look at a portion of the population that holds higher than average racial identity (both Black and white evangelicals) and higher racial resentment (white evangelicals) than their non-evangelical counterparts. While we find limited cases where in-group racial attitudes are driving political attitudes, we find that racial resentment consistently drives white evangelicals to more conservative positions. These results hold even while accounting for political and demographic variables and three measures of religiosity or religious salience: views towards the Bible, frequency of church attendance, and degree to which religion provides guidance in daily life. White evangelicals hold significantly more conservative political preferences than Black evangelicals, and while there are few white evangelicals with low levels of racial resentment, our predictions for those few are quite similar to attitudes held by Black evangelicals.

Our results suggest racial in-group affection - conceptualized here as the strength of one's Black and white identity - has a limited role in determining the issue attitudes and vote choice among a sample that reports higher than average on these measures. While we find increased levels of Black and white identity among evangelicals compared to their non-evangelical counterparts, the effects of this more salient racial identity vary in their explanatory power regarding evangelicals' politics. We find heightened levels of racial identity



centrality among both Black and white evangelicals, and we theoretically expected this could be due to the religious social context that evangelicals inhabit. Previous scholarship has documented how attendance at a political church can be the catalyst for political participation among Black evangelicals (Calhoun-Brown 1998; McDaniel 2008). The relationship in our models between church attendance and political attitudes suggest this could be the case. Considering these results, however, future work in the area should continue to contemplate the elevated presence of racial identity centrality among evangelicals.

We utilize a denominational approach to measuring evangelicalism, and we do hope future work will consider how various religion measurement strategies are particularly consequential for understanding the racial context of religion. Related to this point, we ponder how racial attitudes and religious identity influence one another and how individuals weight these identities when considering political preferences. While it is plausible that whites' religious identity is heavily tied to their own racialized conception of religion, that lack of variation on many existing measures of religious salience do not result in the variation that may be necessary to test this proposition. Additionally, we utilize just one measure of racial in-group favoritism here, but there is a burgeoning collection of literature on racial in-group and out-group attitudes (e.g. Chudy 2021; Chudy, Piston and Shipper 2019; Jardina 2019; Lajevardi 2020; Wilson and Davis 2018) that could provide a more complete understanding of evangelicals' racial divisions.

There remains a vast opening for research on the racial attitudes of evangelicals and other religious populations. We demonstrate that the divide be-

tween Black and white evangelicals cannot necessarily be attributed to Black evangelicals' attachment to their racial group. Instead, we do find that white evangelicals' out-group resentment is strongly associated with their political preferences. Our results show that the enduring racial divides among evangelicals are more complex than a binary measure of race can capture, and racial group attachments and animus among evangelicals remain pervasive and consequential for American politics.

## References

- Berry, Justin A., David Ebner and Michelle Cornelius. 2019. "White identity politics: linked fate and political participation." *Politics, Groups, and Identities* pp. 1–19.
- Bracey, Glenn E. and Wendy Leo Moore. 2017. "Race Tests": Racial Boundary Maintenance in White Evangelical Churches." *Sociological Inquiry* 87(2):282–302.
- Brown, R. K and R. E Brown. 2003. "Faith and Works: Church-Based Social Capital Resources and African American Political Activism." *Social forces* 82(2):617–641.
- Brown, R. Khari. 2009. "Racial/Ethnic Differences in the Political Behavior of American Religious Congregations." *Sociological Spectrum* 29(2):227–248.
- Brown, Ronald E, R. Khari Brown, Davin Phoenix and James S Jackson. 2016. "Race, Religion, and Anti-Poverty Policy Attitudes." *Journal for the scientific study of religion* 55(2):308–323.
- Burge, Ryan P. and Andrew R. Lewis. 2018. "Measuring Evangelicals: Practical Considerations for Social Scientists." *Politics and Religion* 11(4):745–759.
- Calfano, Brian Robert and Philip Paolino. 2010. "An Alan Keyes Effect? Examining Anti-Black Sentiment Among White Evangelicals." *Political Behavior* 32(1):133–156.

- Calhoun-Brown, Allison. 1998. "The Politics of Black Evangelicals: What Hinders Diversity in the Christian Right?" *American Politics Quarterly* 26(1):81–109.
- Campbell, David E., Geoffrey C. Layman, John C. Green and Nathanael G. Sumaktoyo. 2018. "Putting Politics First: The Impact of Politics on American Religious and Secular Orientations." *American Journal of Political Science* 62(3):551–565.
- Campbell, David E., John C. Green and Geoffrey C. Layman. 2011. "The Party Faithful: Partisan Images, Candidate Religion, and the Electoral Impact of Party Identification." *American Journal of Political Science* 55(1):42–58.
- Cassese, Erin C. 2020. "Straying from the Flock? A Look at How Americans' Gender and Religious Identities Cross-Pressure Partisanship." *Political Research Quarterly* 73(1):169–183.
- Chudy, Jennifer. 2021. "Racial Sympathy and Its Political Consequences." *The Journal of Politics* 83(1):122–136.
- Chudy, Jennifer, Spencer Piston and Joshua Shipper. 2019. "Guilt by Association: White Collective Guilt in American Politics." *The Journal of Politics* 81(3):968–981.
- Claassen, Ryan L. 2018. Understanding the Political Motivations of Evangelical Voters. In *The Evangelical Crackup? The Future of the Evangelical-Republican Coalition*, ed. Paul A. Djupe and Ryan L. Claassen. Temple University Press pp. 49–62.

- Craemer, Thomas, Todd C. Shaw, Courtney Edwards and Hakeem Jefferson. 2013. “‘Race still matters, however...’: implicit identification with blacks, pro-black policy support and the Obama candidacy.” *Ethnic and Racial Studies* 36(6):1047–1069.
- Cramer, Katherine. 2020. “Understanding the Role of Racism in Contemporary US Public Opinion.” *Annual Review of Political Science* 23(1):annurev-polisci-060418-042842.
- Dawson, Michael C. 1994. *Behind the mule: race and class in African-American politics*. Princeton, N.J: Princeton University Press.
- DeSante, Christopher D. and Candis Watts Smith. 2020. “Fear, Institutionalized Racism, and Empathy: The Underlying Dimensions of Whites’ Racial Attitudes.” *PS: Political Science & Politics* pp. 1–7.
- Djupe, Paul A. and Christopher P. Gilbert. 2009. *The political influence of churches*. Cambridge studies in social theory, religion, and politics Cambridge ; New York: Cambridge University Press.
- Djupe, Paul A., Jacob R. Neiheisel and Anand E. Sokhey. 2018. “Reconsidering the Role of Politics in Leaving Religion: The Importance of Affiliation.” *American Journal of Political Science* 62(1):161–175.
- Djupe, Paul A. and Ryan L. Claassen, eds. 2018. *The Evangelical Crackup?: The Future of the Evangelical-Republican Coalition*. 1 edition ed. Philadelphia: Temple University Press.
- Egan, Patrick J. 2020. “Identity as Dependent Variable: How Americans

- Shift Their Identities to Align with Their Politics.” *American Journal of Political Science* 64(3):699–716.
- Emerson, Michael O. and Christian Smith. 2001. *Divided by faith: evangelical religion and the problem of race in America*. Oxford: Oxford University Press.
- Enders, Adam M. and Jamil S. Scott. 2019. “The Increasing Racialization of American Electoral Politics, 1988-2016.” *American Politics Research* 47(2):275–303.
- Fausset, Richard and Campbell Robertson. 2017. “Black Voters in Alabama Pushed Back Against the Past.” *The New York Times* .  
**URL:** <https://www.nytimes.com/2017/12/13/us/doug-jones-alabama-black-voters.html>
- Frasure-Yokley, Lorrie. 2018. “Choosing the Velvet Glove: Women Voters, Ambivalent Sexism, and Vote Choice in 2016.” *The Journal of Race, Ethnicity, and Politics* 3(1):3–25.
- Gay, Claudine, Jennifer Hochschild and Ariel White. 2016. “Americans’ Belief in Linked Fate: Does the Measure Capture the Concept?” *The Journal of Race, Ethnicity, and Politics* 1(1):117–144.
- Hackett, Conrad and D. Michael Lindsay. 2008. “Measuring Evangelicalism: Consequences of Different Operationalization Strategies.” *Journal for the Scientific Study of Religion* 47(3):499–514.

- Hooper, Michael. 1976. "The Structure and Measurement of Social Identity." *Public Opinion Quarterly* 40(2):154.
- Huddy, Leonie and Stanley Feldman. 2009. "On Assessing the Political Effects of Racial Prejudice." *Annual Review of Political Science* 12(1):423–447.
- Hutchings, Vincent L. and Nicholas A. Valentino. 2004. "The Centrality of Race in American Politics." *Annual Review of Political Science* 7(1):383–408.
- Jardina, Ashley. 2019. *White Identity Politics*. 1 ed. Cambridge University Press.
- Jardina, Ashley. 2020. "In-Group Love and Out-Group Hate: White Racial Attitudes in Contemporary U.S. Elections." *Political Behavior* .
- Johnston, Christopher D., Howard Lavine and Christopher M. Federico. 2017. *Open versus closed: personality, identity, and the politics of redistribution*. New York, NY: Cambridge University Press.
- Kam, Cindy D. and Camille D. Burge. 2018. "Uncovering Reactions to the Racial Resentment Scale across the Racial Divide." *The Journal of Politics* 80(1):314–320.
- Kinder, Donald R. and Lynn M. Sanders. 1996. *Divided by color: racial politics and democratic ideals*. American politics and political economy Chicago: University of Chicago Press.
- Kinder, Donald R. and Nathan P. Kalmoe. 2017. *Neither liberal nor conser-*

- vative: ideological innocence in the American public.* Chicago studies in American politics Chicago ; London: The University of Chicago Press.
- Kinder, Donald R. and Tali Mendelberg. 2000. Individualism reconsidered: Principles and prejudice in contemporary American opinion. In *Racialized politics: The debate about racism in America*, ed. David O. Sears, Jim Sidanius and Lawrence Bobo. University of Chicago Press pp. 44–74.
- Lajevardi, Nazita. 2020. *Outsiders at home: the politics of American Islamophobia.* 1 ed. Cambridge, United Kingdom; New York, NY: Cambridge University Press.
- Layman, Geoffrey. 2001. *The great divide: religious and cultural conflict in American party politics.* Power, conflict, and democracy New York: Columbia University Press.
- Layman, Geoffrey. 2016. “Where is Trump’s evangelical base? Not in church.”.
- URL:** <https://www.washingtonpost.com/news/monkey-cage/wp/2016/03/29/where-is-trumps-evangelical-base-not-in-church/>
- Lewis, Andrew R. 2018. *The Rights turn in conservative Christian politics: how abortion transformed the culture wars.* First paperback edition ed. Cambridge, United Kingdom ; New York, NY: Cambridge University Press.
- Margolis, Michele F. 2018. *From politics to the pews: how partisanship and the political environment shape religious identity.* Chicago studies in American politics Chicago ; London: The University of Chicago Press.



- Margolis, Michele F. 2019. "Who Wants to Make America Great Again? Understanding Evangelical Support for Donald Trump." *Politics and Religion* pp. 1–30.
- Marsh, Wayde Z.C. 2021. "Putting US First: How Outgroup Hostilities and Defense of the Status Quo Motivate White Evangelical Affect Toward Candidates in U.S. Elections 2004 to 2016." *American Politics Research* 49(5):534–547.
- Marsh, Wayde Z. C. and Ricardo Ramírez. 2019. "Unlinking fate? Discrimination, group-consciousness, and political participation among Latinos and whites." *Politics, Groups, and Identities* 7(3):625–641.
- Mayrl, Damon and Aliya Saperstein. 2013. "When white people report racial discrimination: The role of region, religion, and politics." *Social Science Research* 42(3):742–754.
- McCabe, Katherine T. 2019. "The Persistence of Racialized Health Care Attitudes: Racial Attitudes among White Adults and Identity Importance among Black Adults." *The Journal of Race, Ethnicity, and Politics* 4(2):378–398.
- McDaniel, Eric L. 2008. *Politics in the pews: the political mobilization of Black churches*. The politics of race and ethnicity Ann Arbor, MI: University of Michigan Press.
- McDaniel, Eric L. and Christopher G. Ellison. 2008. "God's Party? Race, Religion, and Partisanship over Time." *Political Research Quarterly* 61(2):180–191.

- McKenzie, Brian D. and Stella M. Rouse. 2013. "Shades of Faith: Religious Foundations of Political Attitudes among African Americans, Latinos, and Whites." *American Journal of Political Science* 57(1):218–235.
- Olson, Laura R., Wendy Cadge and James T. Harrison. 2006. "Religion and Public Opinion about Same-Sex Marriage." *Social Science Quarterly* 87(2):340–360.
- Orey, Byron D'Andra, Athena M King, Leniece Titani-Smith and Boris E. Ricks. 2012. "Black Opposition to Progressive Racial Policies and the "Double (Non) Consciousness" Thesis." *The journal of race & policy* 8(1):52–66.
- Philpot, Tasha S. 2017. *Conservative but Not Republican: The Paradox of Party Identification and Ideology among African Americans*. Cambridge, United Kingdom ; New York, NY: Cambridge University Press.
- Reny, Tyler T. and Matt A. Barreto. 2020. "Xenophobia in the time of pandemic: othering, anti-Asian attitudes, and COVID-19." *Politics, Groups, and Identities* pp. 1–24.
- Ryan, John Barry, Talbot M. Andrews, Tracy Goodwin and Yanna Krupnikov. 2020. "When Trust Matters: The Case of Gun Control." *Political Behavior* .
- Sears, David O. and P. J. Henry. 2003. "The origins of symbolic racism." *Journal of Personality and Social Psychology* 85(2):259–275.

- Shelton, Jason E. and Ryon J. Cobb. 2017. "Black Reltrad: Measuring Religious Diversity and Commonality Among African Americans: BLACK RELTRAD." *Journal for the Scientific Study of Religion* 56(4):737–764.
- Steensland, Brian, Lynn D. Robinson, W. Bradford Wilcox, Jerry Z. Park, Mark D. Regnerus and Robert D. Woodberry. 2000. "The Measure of American Religion: Toward Improving the State of the Art." *Social Forces* 79(1):291–318.
- Swank, Eric. 2020. "Gender, Religion, and Pro-Life Activism." *Politics and Religion* 13(2):361–384.
- Tesler, Michael. 2012. "The Spillover of Racialization into Health Care: How President Obama Polarized Public Opinion by Racial Attitudes and Race." *American Journal of Political Science* 56(3):690–704.
- Tesler, Michael. 2016. *Post-racial or most-racial? race and politics in the Obama era*. Chicago studies in American politics Chicago ; London: University of Chicago Press.
- Tisby, Jemar. 2019. *The color of compromise: the truth about the American church's complicity in racism*. Grand Rapids, Michigan: Zondervan.
- Wald, Kenneth D. and Allison Calhoun-Brown. 2014. *Religion and politics in the United States*. Seventh edition ed. Lanham: Rowman & Littlefield.
- Welch, Michael R. and David C. Leege. 1991. "Dual Reference Groups and Political Orientations: An Examination of Evangelically Oriented Catholics." *American Journal of Political Science* 35(1):28.

- White, Ismail K. 2007. "When Race Matters and When It Doesn't: Racial Group Differences in Response to Racial Cues." *American Political Science Review* 101(2):339–354.
- White, Ismail K. and Chryl Nicole Laird. 2020. *Steadfast Democrats: how social forces shape Black political behavior*. Princeton studies in political behavior Princeton, New Jersey: Princeton University Press.
- Wilcox, Clyde. 1992. *God's warriors: the Christian right in twentieth-century America*. Baltimore: Johns Hopkins University Press.
- Wilcox, Clyde and Leopoldo Gomez. 1990. "Religion, Group Identification, and Politics among American Blacks." *Sociological Analysis* 51(3):271.
- Wilson, David C. and Darren W. Davis. 2011. "Reexamining Racial Resentment: Conceptualization and Content." *The ANNALS of the American Academy of Political and Social Science* 634(1):117–133.
- Wilson, David C and Darren W Davis. 2018. "The Racial Double Standard: Attributing Racial Motivations in Voting Behavior." *Public Opinion Quarterly* 82(1):63–86.
- Wong, Janelle. 2018a. "The Evangelical Vote and Race in the 2016 Presidential Election." *The Journal of Race, Ethnicity, and Politics* 3(1):81–106.
- Wong, Janelle. 2018b. *Immigrants, evangelicals, and politics in an era of demographic change*. New York: Russell Sage Foundation.
- Wong, Janelle S. 2015. "The Role of Born-Again Identity on the Political

Attitudes of Whites, Blacks, Latinos, and Asian Americans.” *Politics and Religion* 8(4):641–678.

Yukich, Grace and Penny Edgell, eds. 2020. *Religion is raced: understanding American religion in the twenty-first century*. New York: New York University Press.

## Notes

<sup>1</sup><https://www.cnn.com/election/2016/results/exit-polls>

<sup>2</sup><https://www.pewforum.org/religious-landscape-study/>

<sup>3</sup>The American National Election Studies ([www.electionstudies.org](http://www.electionstudies.org)). These materials are based on work supported by the National Science Foundation under grant numbers SES 1444721, 2014-2017, the University of Michigan, and Stanford University.

<sup>4</sup>Sample includes non-Hispanic Blacks and non-Hispanic whites. We exclude multiracial identifiers.

<sup>5</sup>We also test models using the born-again approach and find no significant differences in the relationships between each dependent variable and key covariates.

<sup>6</sup>For the exact question wording, please see the Appendix.

<sup>7</sup>Weighted means. See Figures [A2](#) and [A3](#)

<sup>8</sup>These models are meant to ensure our findings cannot be explained by differences in religious practice or beliefs. Racial resentment was included for Black evangelicals' in these models but it was excluded from our core models. See Figure [A1](#).


<sup>9</sup>All models are either binary or ordered logistic regressions, weighted, and standard errors adjusted according to the complex sampling strategy of the ANES. Full models and model statistics available in Appendix.

## Tables and Figures

Table 1: Dependent Variables

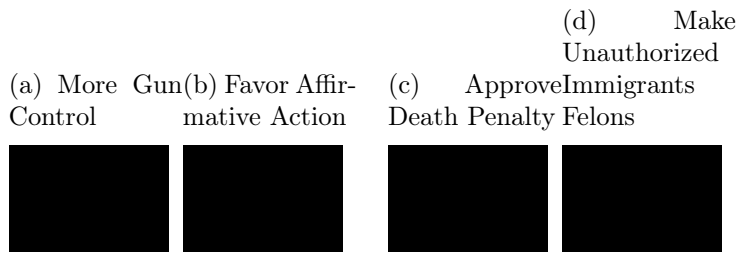
| <b>Variable</b>    | <b>Scale</b> | <b>Presented Probability</b>  | <b><i>N</i> (Black)</b> | <b><i>N</i> (White)</b> |
|--------------------|--------------|---|-------------------------|-------------------------|
| Abortion           | 0-3          | By law, a woman should always be able to obtain an abortion as a matter of personal choice. | 386                     | 1030                    |
| Marriage Equality  | 0-2          | Gay and lesbian couples should be allowed to legally marry.                                 | 379                     | 1031                    |
| Gun Control        | 0-1          | Federal government should make it more difficult to buy a gun.                              | 496                     | 927                     |
| Affirmative Action | 0-6          | Favor a little, Favor moderately, Favor a great deal  | 387                     | 1026                    |
| Death Penalty      | 0-3          | Approve strongly  | 373                     | 1026                    |
| Immigration        | 0-3          | Make all unauthorized immigrants felons and send them back to their home country.           | 384                     | 1033                    |
| Vote 2012          | 0-1          | Voted for Romney  | 322                     | 425                     |
| Vote 2016          | 0-1          | Voted for Trump   | 104                     | 317                     |

Figure 1: Predicted probabilities towards traditional issues




Note: Graphs display predicted probabilities from ordered logistic regressions. Predictions for Black Identity and White Identity from an interaction between Racial Identity Centrality and Race (Black or white). Predictions for Racial Resentment among white evangelicals only. Models include controls for demographics and political covariates, church attendance, and Biblical Literalism.

Figure 2: Predicted Probabilities towards Non-traditional Issues



Note: Graphs display predicted probabilities from ordered logistic regressions. Predictions for Black Identity and White Identity from an interaction between Racial Identity Centrality and Race (Black or white). Predictions for Racial Resentment among white evangelicals only. Models include controls for demographics and political covariates, church attendance, and Biblical Literalism.

Figure 3: Voting Behavior of Black and White Evangelicals



Note: Graphs display predicted probabilities from binary logistic regressions. Predictions for Black Identity and White Identity from an interaction between Racial Identity Centrality and Race (Black or white). Predictions for Racial Resentment among white evangelicals only. Models include controls for demographics and political covariates, church attendance, and Biblical Literalism.



# Online Appendix

## A Full models

Table A1: Biblical Literalism and Church Attendance

|                      | Biblical Literalism  | Church Attendance   |
|----------------------|----------------------|---------------------|
| White                | -0.098<br>(0.224)    | 0.07<br>(0.193)     |
| Racial ID Centrality | 0.08<br>(0.059)      | -0.052<br>(0.053)   |
| Racial Resentment    | 0.247***<br>(0.085)  | -0.175**<br>(0.073) |
| Religious Guidance   | 1.032***<br>(0.084)  | 1.189***<br>(0.076) |
| Age                  | 0.008*<br>(0.005)    | 0.006<br>(0.004)    |
| Education            | -0.733***<br>(0.166) | 0.343**<br>(0.143)  |
| Income               | -0.016<br>(0.011)    | 0.017**<br>(0.008)  |
| Female               | -0.136<br>(0.14)     | -0.005<br>(0.124)   |
| 2016                 | -0.093<br>(0.16)     | -0.02<br>(0.125)    |
| 0 1                  | -0.981**<br>(0.481)  | 0.749*<br>(0.398)   |
| 1 2                  | 2.582***<br>(0.485)  | 2.028***<br>(0.403) |
| 3 4                  |                      | 3.715***<br>(0.429) |
| 2 3                  |                      | 2.813***<br>(0.415) |
| N                    | 1432                 | 1437                |
| AIC                  | 1928.05              | 3963.15             |

\*  $p < 0.10$ , \*\*  $p < 0.05$ , \*\*\*  $p < 0.01$

## B Question wording and distribution of key variables

- **Black identity & white identity:** How important is being [R's race] to your identity? *Note: only responses from individuals in “(Non-Hispanic) Black” and “(Non-Hispanic) White” categories were included (no multiracial or “other” race respondents included)*
  0. Not at all important
  1. A little important
  2. Moderately important
  3. Very Important
  4. Extremely Important
- **Racial resentment:** calculated from average of responses to the following:
  - Irish, Italians, Jewish and many other minorities overcame prejudice and worked their way up. Blacks should do the same without any special favors (reverse coded)
  - Generations of slavery and discrimination have created conditions that make it difficult for blacks to work their way out of the lower class
  - Over the past few years, blacks have gotten less than they deserve
  - It's really a matter of some people not trying hard enough; if blacks would only try harder they could be just as well off as whites (reverse coded)

Possible responses

0. Agree strongly
  1. Agree somewhat
  2. Neither agree nor disagree
  3. Disagree somewhat
  4. Disagree strongly
- **Biblical Literalism:** Which of these statements comes closest to describing your feelings about the Bible?
    0. The bible is a book written by men and is not the word of God.


Figure A1: Distribution of Black Identity, White Identity, and Racial Resentment among evangelicals vs. non-evangelicals - Pooled Sample



Figure A2: Distribution of Black Identity, White Identity, and Racial Resentment among evangelicals vs. non-evangelicals - 2012 Sample



Figure A3: Distribution of Black Identity, White Identity, and Racial Resentment among evangelicals vs. non-evangelicals - 2016 Sample



1. The bible is the word of god but not everything in it should be taken literally, word for word.
2. The bible is the actual word of god and is to be taken literally, word for word.

- **Church Attendance:** Lots of things come up that keep people from attending religious services even if they want to. Thinking about your life these days, do you ever attend religious services, apart from occasional weddings, baptisms or funerals? AND Do you go to religious services?

0. Never (OR “No” to binary attendance measure)
1. A few times a year
2. Once or twice a month
3. Almost every week
4. Every week

- **Abortion:** There has been some discussion about abortion during recent years. Which one of the opinions on this page best agrees with your view?
  0. By law, abortion should never be permitted.
  1. The law should permit abortion only in case of rape, incest, or when the woman's life is in danger
  2. The law should permit abortion for reasons other than rape, incest, or danger to the woman
  3. By law, a woman should always be able to obtain an abortion as a matter of personal choice.
  
- **Marriage Equality:** Which comes closest to your view?
  0. There should be no legal recognition of a gay or lesbian couple's relationship.
  1. Gay and lesbian couples should be allowed to form civil unions but not legally marry.
  2. Gay and lesbian couples should be allowed to legally marry.
  
- **Gun Control:** Do you think the federal government should make it MORE DIFFICULT for people to buy a gun than it is now, make it EASIER for people to buy a gun, or KEEP THESE RULES ABOUT THE SAME as they are now?
  0. Easier or Keep these rules about the same (recoded from original)
  1. More difficult
  
- **Affirmative Action:** Do you favor, oppose, or neither favor nor oppose allowing universities to increase the number of black students studying at their schools by considering race along with other factors when choosing students?
  0. Oppose a great deal
  1. Oppose moderately
  2. Oppose a little

3. Neither favor nor oppose
4. Favor a little
5. Favor moderately
6. Favor a great deal

- **Death Penalty:** Do you FAVOR or OPPOSE the death penalty for persons convicted of murder? (Separately asked strongly or not strongly)

0. Approve strongly
1. Approve not strongly
2. Disapprove not strongly
3. Disapprove strongly

- **Immigration:** Which comes closest to your view about what government policy should be toward unauthorized immigrants now living in the United States?

0. Make all unauthorized immigrants felons and send them back to their home country.
1. Have a guest worker program that allows unauthorized immigrants to remain.
2. Allow unauthorized immigrants to remain in the united states ...certain requirements.
3. Allow unauthorized immigrants to remain in the united states ...without penalties.

- Vote Choice Variables

Table A2: Abortion and Marriage Equality

|                              | Abortion             |                      |                      | Marriage Equality    |                      |
|------------------------------|----------------------|----------------------|----------------------|----------------------|----------------------|
|                              | Full Sample          | Black                | White                | Full Sample          | Black                |
| Racial ID Centrality         | 0.105<br>(0.133)     | 0.127<br>(0.123)     | 0.102*<br>(0.059)    | 0.154<br>(0.148)     | 0.17<br>(0.128)      |
| White                        | -0.987**<br>(0.477)  |                      |                      | 0.594<br>(0.56)      |                      |
| Racial Resentment            |                      |                      | -0.022<br>(0.098)    |                      |                      |
| Biblical Literalism          | -0.76***<br>(0.149)  | -0.56*<br>(0.329)    | -0.886***<br>(0.171) | -0.665***<br>(0.144) | -0.636***<br>(0.245) |
| Church Attendance            | -0.298***<br>(0.058) | -0.424***<br>(0.123) | -0.252***<br>(0.068) | -0.324***<br>(0.057) | -0.323***<br>(0.115) |
| Religious Guidance           | -0.202**<br>(0.092)  | -0.105<br>(0.148)    | -0.274**<br>(0.115)  | -0.248***<br>(0.081) | -0.114<br>(0.139)    |
| Democrat                     | 0.195***<br>(0.04)   | 0.222*<br>(0.128)    | 0.189***<br>(0.043)  | 0.244***<br>(0.047)  | -0.105<br>(0.102)    |
| Conservative                 | -0.009<br>(0.017)    | 0.017<br>(0.014)     | -0.037<br>(0.032)    | 0.019**<br>(0.009)   | 0.042<br>(0.047)     |
| Age                          | 0.01**<br>(0.004)    | -0.011<br>(0.009)    | 0.019***<br>(0.004)  | -0.018***<br>(0.004) | -0.019**<br>(0.01)   |
| Education                    | 0.355**<br>(0.161)   | 0.584*<br>(0.338)    | 0.28<br>(0.196)      | 0.511***<br>(0.145)  | 0.228<br>(0.281)     |
| Income                       | 0.01<br>(0.009)      | 0.014<br>(0.021)     | 0.01<br>(0.011)      | -0.008<br>(0.01)     | 0.008<br>(0.016)     |
| Female                       | 0.19<br>(0.145)      | 0.25<br>(0.279)      | 0.244<br>(0.177)     | 0.21<br>(0.142)      | 0.429<br>(0.271)     |
| 2016                         | -0.135<br>(0.141)    | -0.385<br>(0.298)    | -0.079<br>(0.172)    | 0.849***<br>(0.164)  | 0.872***<br>(0.277)  |
| Racial ID Centrality × White | -0.012<br>(0.148)    |                      |                      | -0.263*<br>(0.157)   |                      |
| 0 1                          | -3.29***<br>(0.587)  | -2.91***<br>(0.933)  | -2.42***<br>(0.539)  | -2.102***<br>(0.644) | -3.153***<br>(0.888) |
| 1 2                          | -1.274**<br>(0.578)  | -1.682*<br>(0.972)   | -0.128<br>(0.516)    | -0.235<br>(0.644)    | -1.417*<br>(0.859)   |
| 2 3                          | -0.378<br>(0.571)    | -0.912<br>(0.959)    | 0.867*<br>(0.506)    |                      |                      |
| N                            | 1423                 | 386                  | 1030                 | 1417                 | 379                  |
| AIC                          | 3314.47              | 1127.78              | 2129.36              | 2585.55              | 979.07               |

\*  $p < 0.10$ , \*\*  $p < 0.05$ , \*\*\*  $p < 0.01$

Models are ordered logistic regressions. Higher values in either model indicate holding a more liberal view towards the issue.

Table A3: Effect of Black Identity, White Identity, and Racial Resentment on Non-Traditional Issue Attitudes

|                              | Gun Control         |                     |                      | Affirmative Act      |                     |
|------------------------------|---------------------|---------------------|----------------------|----------------------|---------------------|
|                              | Full Sample         | Black               | White                | Full Sample          | Black               |
| Racial ID Centrality         | -0.018<br>(0.143)   | -0.05<br>(0.141)    | -0.014<br>(0.067)    | -0.168<br>(0.102)    | -0.135<br>(0.092)   |
| White                        | -0.701<br>(0.544)   |                     |                      | -1.782***<br>(0.376) |                     |
| Racial Resentment            |                     |                     | -0.668***<br>(0.116) |                      |                     |
| Biblical Literalism          | -0.086<br>(0.154)   | -0.213<br>(0.276)   | 0.103<br>(0.199)     | 0.151<br>(0.121)     | -0.02<br>(0.172)    |
| Church Attendance            | 0.144**<br>(0.065)  | 0.119<br>(0.113)    | 0.111<br>(0.086)     | 0.052<br>(0.054)     | 0.047<br>(0.105)    |
| Religious Guidance           | -0.087<br>(0.097)   | 0.153<br>(0.168)    | -0.146<br>(0.126)    | 0.055<br>(0.073)     | 0.158<br>(0.129)    |
| Democrat                     | 0.281***<br>(0.043) | 0.13<br>(0.106)     | 0.242***<br>(0.052)  | 0.186***<br>(0.041)  | 0.005<br>(0.107)    |
| Conservative                 | -0.014<br>(0.017)   | -0.184<br>(0.123)   | 0.008<br>(0.013)     | -0.032<br>(0.024)    | -0.008<br>(0.006)   |
| Age                          | -0.001<br>(0.005)   | 0.009<br>(0.01)     | 0<br>(0.006)         | -0.004<br>(0.004)    | 0.008<br>(0.007)    |
| Education                    | 0.272<br>(0.176)    | 0.424<br>(0.366)    | 0.093<br>(0.222)     | 0.157<br>(0.155)     | 0.849***<br>(0.266) |
| Income                       | 0.005<br>(0.012)    | 0.025<br>(0.021)    | 0.002<br>(0.014)     | -0.036***<br>(0.01)  | -0.022<br>(0.016)   |
| Female                       | 0.586***<br>(0.176) | 0.933***<br>(0.337) | 0.468**<br>(0.207)   | -0.032<br>(0.127)    | 0.007<br>(0.229)    |
| 2016                         | 0.195<br>(0.159)    | 0.765**<br>(0.312)  | -0.182<br>(0.185)    | 0.32**<br>(0.138)    | -0.169<br>(0.256)   |
| Racial ID Centrality × White | -0.024<br>(0.159)   |                     |                      | 0.16<br>(0.111)      |                     |
| (Intercept)                  | -0.987<br>(0.636)   | -0.983<br>(0.928)   | 0.222<br>(0.62)      |                      |                     |
| 0 1                          |                     |                     |                      | -2.128***<br>(0.481) | -1.784**<br>(0.732) |
| 1 2                          |                     |                     |                      | -1.312***<br>(0.484) | -1.197*<br>(0.724)  |
| 2 3                          |                     |                     |                      | -1.077**<br>(0.482)  | -1.006<br>(0.722)   |
| 3 4                          | 45                  |                     |                      | 0.833*<br>(0.463)    | 0.662<br>(0.738)    |
| 4 5                          |                     |                     |                      | 0.987**<br>(0.459)   | 0.813<br>(0.739)    |
| 5 6                          |                     |                     |                      | 2.122***<br>(0.462)  | 1.843**<br>(0.727)  |
| N                            | 1426                | 496                 | 927                  | 1418                 | 387                 |

Table A4: Effect of Black Identity, White Identity, and Racial Resentment on Non-Traditional Issue Attitudes

|                              | Death Penalty        |                     |                      | Immigration         |                     |
|------------------------------|----------------------|---------------------|----------------------|---------------------|---------------------|
|                              | Full Sample          | Black               | White                | Full Sample         | Black               |
| Racial ID Centrality         | 0.048<br>(0.13)      | -0.007<br>(0.125)   | -0.073<br>(0.066)    | 0.272*<br>(0.157)   | 0.337**<br>(0.155)  |
| White                        | -0.304<br>(0.487)    |                     |                      | 0.486<br>(0.546)    |                     |
| Racial Resentment            |                      |                     | -0.535***<br>(0.126) |                     |                     |
| Biblical Literalism          | -0.373***<br>(0.137) | -0.053<br>(0.214)   | -0.538***<br>(0.188) | -0.224<br>(0.145)   | 0.382<br>(0.272)    |
| Church Attendance            | 0.108*<br>(0.059)    | -0.165<br>(0.102)   | 0.134*<br>(0.079)    | 0.048<br>(0.06)     | 0.019<br>(0.123)    |
| Religious Guidance           | 0.142*<br>(0.081)    | 0.177<br>(0.121)    | 0.187<br>(0.115)     | -0.09<br>(0.095)    | -0.154<br>(0.194)   |
| Democrat                     | 0.116***<br>(0.041)  | 0.2**<br>(0.099)    | 0.031<br>(0.048)     | 0.115***<br>(0.038) | -0.076<br>(0.104)   |
| Conservative                 | 0.031***<br>(0.009)  | 0.043**<br>(0.02)   | 0.031***<br>(0.01)   | -0.011<br>(0.012)   | 0.002<br>(0.005)    |
| Age                          | -0.004<br>(0.005)    | 0.011<br>(0.01)     | -0.005<br>(0.006)    | 0.006<br>(0.004)    | 0.01<br>(0.01)      |
| Education                    | 0.322*<br>(0.177)    | 0.44<br>(0.288)     | 0.106<br>(0.221)     | 0.479***<br>(0.152) | 0.816**<br>(0.317)  |
| Income                       | -0.013<br>(0.011)    | -0.002<br>(0.02)    | -0.017<br>(0.013)    | 0<br>(0.01)         | -0.009<br>(0.018)   |
| Female                       | 0.108<br>(0.149)     | 0.249<br>(0.279)    | 0.002<br>(0.18)      | 0.309**<br>(0.138)  | -0.06<br>(0.282)    |
| 2016                         | -0.158<br>(0.149)    | -0.062<br>(0.262)   | -0.297<br>(0.197)    | 0.056<br>(0.144)    | 0.072<br>(0.35)     |
| Racial ID Centrality × White | -0.174<br>(0.144)    |                     |                      | -0.391**<br>(0.168) |                     |
| 0 1                          | 0.289<br>(0.575)     | 1.495**<br>(0.734)  | -1.32**<br>(0.563)   | -0.316<br>(0.614)   | -0.266<br>(0.791)   |
| 1 2                          | 1.165**<br>(0.573)   | 2.257***<br>(0.736) | -0.322<br>(0.559)    | 0.458<br>(0.614)    | 0.509<br>(0.788)    |
| 2 3                          | 1.868***<br>(0.573)  | 3.028***<br>(0.731) | 0.379<br>(0.571)     | 3.885***<br>(0.65)  | 3.717***<br>(0.829) |
| N                            | 1406                 | 373                 | 1026                 | 1424                | 384                 |
| AIC                          | 2916.63              | 1235.57             | 1707.6               | 3124.96             | 1068.23             |

\*  $p < 0.10$ , \*\*  $p < 0.05$ , \*\*\*  $p < 0.01$

Note: Models are ordered logistic regressions. Higher values in either model indicate holding more conservative opinions towards the issue.



Table A5: Effect of Black Identity, White Identity, and Racial Resentment on Voting for Republican Presidential Candidate

|                              | Romney               |                      | Trump                |                      |
|------------------------------|----------------------|----------------------|----------------------|----------------------|
|                              | Full Sample          | White                | Full Sample          | White                |
| Racial ID Centrality         | 1.344<br>(1.188)     | -0.067<br>(0.171)    | 0.263<br>(0.459)     | 0.224<br>(0.161)     |
| White                        | 8.358**<br>(4.218)   |                      | 3.275*<br>(1.698)    |                      |
| Racial Resentment            |                      | 0.757**<br>(0.302)   |                      | 1.636***<br>(0.351)  |
| Biblical Literalism          | -0.199<br>(0.437)    | -0.277<br>(0.484)    | 0.33<br>(0.327)      | -0.128<br>(0.488)    |
| Church Attendance            | -0.085<br>(0.157)    | -0.007<br>(0.193)    | 0.081<br>(0.181)     | -0.021<br>(0.191)    |
| Religious Guidance           | 0.486**<br>(0.242)   | 0.492*<br>(0.262)    | 0.083<br>(0.286)     | 0.291<br>(0.279)     |
| Democrat                     | -0.897***<br>(0.113) | -0.873***<br>(0.122) | -0.947***<br>(0.114) | -1.048***<br>(0.144) |
| Conservative                 | 0.749***<br>(0.173)  | 0.615***<br>(0.17)   | 0.026<br>(0.079)     | 0.006<br>(0.032)     |
| Age                          | 0.031**<br>(0.013)   | 0.025*<br>(0.013)    | 0.026**<br>(0.012)   | 0.009<br>(0.011)     |
| Education                    | -0.878<br>(0.674)    | -0.77<br>(0.747)     | -1.019**<br>(0.429)  | -1.518***<br>(0.449) |
| Income                       | 0.044<br>(0.031)     | 0.053*<br>(0.03)     | -0.003<br>(0.032)    | 0.027<br>(0.031)     |
| Female                       | -0.436<br>(0.407)    | -0.247<br>(0.412)    | -0.039<br>(0.388)    | 0.103<br>(0.446)     |
| Racial ID Centrality × White | -1.378<br>(1.2)      |                      | -0.036<br>(0.465)    |                      |
| (Intercept)                  | -9.686**<br>(4.392)  | -2.949**<br>(1.309)  | -2.111<br>(1.673)    | -1.75<br>(1.283)     |
| N                            | 747                  | 425                  | 421                  | 317                  |
| AIC                          | 312.161              | 263.498              | 249.466              | 157.747              |

\*  $p < 0.10$ , \*\*  $p < 0.05$ , \*\*\*  $p < 0.01$

Note: Models are binary logistic regressions of voting for the Republican presidential candidate (Romney or Trump) on the variables of interest.

Table A6: Distribution of Biblical Literalism

|                    | 0  | 1   | 2   |
|--------------------|----|-----|-----|
| Black Evangelicals | 28 | 218 | 380 |
| White Evangelicals | 45 | 418 | 677 |

Table A7: Distribution of Church Attendance

|                    | 0   | 1   | 2   | 3   | 4   |
|--------------------|-----|-----|-----|-----|-----|
| Black Evangelicals | 63  | 128 | 129 | 114 | 199 |
| White Evangelicals | 240 | 181 | 128 | 186 | 406 |

Table A8: Distribution of Abortion Attitudes

|                    | 0   | 1   | 2   | 3   |
|--------------------|-----|-----|-----|-----|
| Black Evangelicals | 65  | 136 | 80  | 346 |
| White Evangelicals | 266 | 477 | 167 | 229 |

Table A9: Distribution of Attitudes towards Marriage Equality

|                    | 0   | 1   | 2   |
|--------------------|-----|-----|-----|
| Black Evangelicals | 226 | 193 | 202 |
| White Evangelicals | 511 | 353 | 274 |

Table A10: Distribution of Gun Control Attitudes

|                    | 0   | 1   |
|--------------------|-----|-----|
| Black Evangelicals | 198 | 436 |
| White Evangelicals | 784 | 356 |

Table A11: Distribution of Affirmative Action Attitudes

|                    | 0   | 1   | 2  | 3   | 4  | 5  | 6   |
|--------------------|-----|-----|----|-----|----|----|-----|
| Black Evangelicals | 82  | 52  | 22 | 198 | 24 | 93 | 153 |
| White Evangelicals | 434 | 241 | 52 | 336 | 14 | 41 | 16  |

Table A12: Distribution of Death Penalty Attitudes

|                    | 0   | 1   | 2   | 3   |
|--------------------|-----|-----|-----|-----|
| Black Evangelicals | 238 | 95  | 109 | 164 |
| White Evangelicals | 765 | 182 | 89  | 92  |

Table A13: Distribution of Immigration Attitudes

|                    | 0   | 1   | 2   | 3  |
|--------------------|-----|-----|-----|----|
| Black Evangelicals | 70  | 72  | 400 | 82 |
| White Evangelicals | 319 | 210 | 569 | 42 |

Table A14: Voted for Romney

|                    | 0   | 1   |
|--------------------|-----|-----|
| Black Evangelicals | 385 | 4   |
| White Evangelicals | 115 | 353 |

Table A15: Voted for Trump

|                    | 0   | 1   |
|--------------------|-----|-----|
| Black Evangelicals | 109 | 6   |
| White Evangelicals | 78  | 268 |

## C Additional Question Coding

- Education
  0. No Bachelor's Degree
  1. Bachelor's Degree or higher
- Female
  0. Not Female
  1. Female
- Party ID (Democrat)
  0. Strong Republican
  1. Not Very Strong Republican
  2. Independent - Republican
  3. Independent
  4. Independent-Democrat
  5. Not Very Strong Democrat
  6. Strong Democrat
- Age: Respondent Age
- Income (Coded from 0 to 27)
  0. Under 5,000
  27. 250,000 or more