

Belief in Territorial Indivisibility and Preferences for Dispute Resolution Online Appendix

This appendix contains the following sections:

- A. The results for the contextual variables “military strength” and “economic value”
- B. Descriptive statistics of the sociodemographic data of the respondents
- C. Sample comparison
- D. Main results including the “unsure” responses
- E. Table 1 using the IRT measure of indivisibility
- F. Table 1 using the geographical proximity control
- G. Policy preferences for respondents with no real dispute in mind
- H. Policy preferences for respondents with real dispute resolution in mind
- I. Table 1 full results
- J. Survey questionnaire (English translation)
- K. Survey questionnaire (original Japanese)

A. The Results for the Contextual Variables “Military Strength” and “Economic Value”

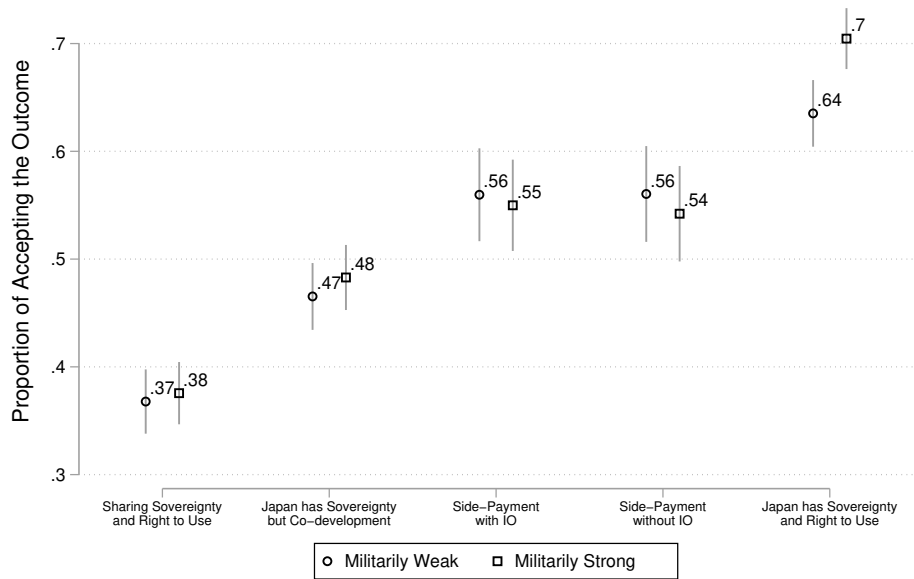


Figure 1: *Average Level of Support for Different Outcomes* Proportion of respondents who support different potential outcomes of the dispute with 95% confidence interval.

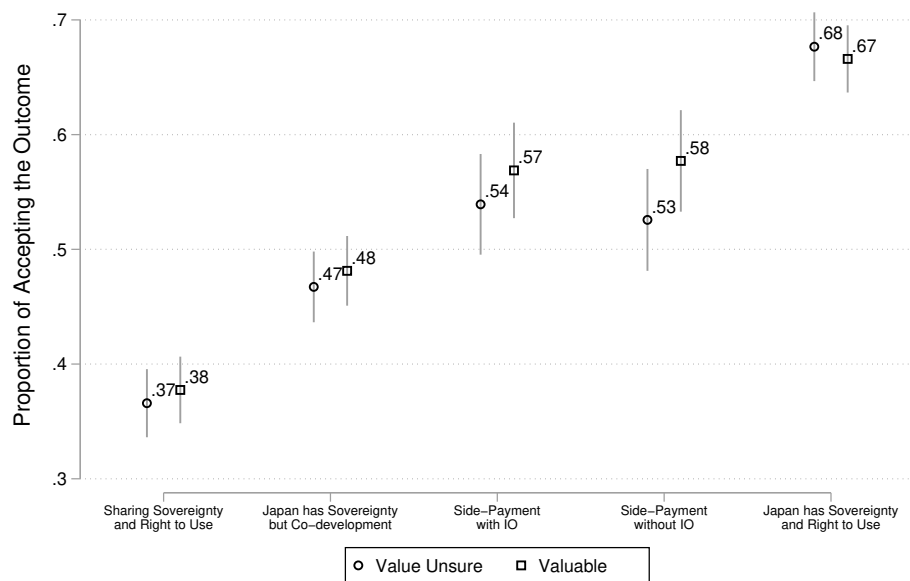


Figure 2: *Average Level of Support for Different Outcomes* Proportion of respondents who support different potential outcomes of the dispute with 95% confidence interval.

B. Descriptive Statistics of the Sociodemographic Data of the Respondents

Table 1: Descriptive Statistics

	Obs	Mean	Median	SD	Min	Max
Indivisibility (Binary)	2389	0.16	0	0.37	0	1
Indivisibility (IRT)	2621	-0.01	0	0.75	-1.18	0.99
Proud to be Japanese	2621	0.81	1	0.39	0	1
I'd Rather be Japanese Citizen	2621	0.75	1	0.43	0	1
Japan is the Greatest Country	2621	0.48	0	0.5	0	1
Proud of Japanese History & Culture	2621	0.76	1	0.43	0	1
Japan Should Put Its Interest First	2621	0.29	0	0.45	0	1
Nationalism Index	2621	0.62	1	0.31	0	1
Age	2621	47.04	46	13.57	21	69
Gender (Male = 1)	2621	0.52	1	0.5	0	1
College Degree (= 1)	2621	0.57	1	0.5	0	1
Fulltime Job (= 1)	2621	0.46	0	0.5	0	1
Parttime Job (= 1)	2621	0.15	0	0.36	0	1
Income	2611	2.9	3	1.52	1	5
Social Status	2621	4.82	5	1.83	0	10
Interest in Japan's Foreign Affairs	2621	2.97	3	0.75	1	4
National Defense Top Issue	2621	0.38	0	0.49	0	1
Liberal Democratic Party	2621	0.26	0	0.44	0	1
No Political Party	2621	0.49	0	0.50	0	1
Conservatism	2371	5.49	5	1.98	0	10

C. Sample Comparison

The following table compares a number of key demographic variables of our sample with those of the most recent census in Japan. The comparison suggests that our sample is representative of the national average.

Table 2: Sample comparison

Variable	National Survey	Our Sample	Difference
Age	47.04	46.1	0.94
Male	0.53	0.52	0.01
Education	0.53	0.57	-0.04
Income	3.1	2.9	0.2

Data source: 2015 Japan Population Census (for age and education) and the 2015 Comparative Study of Electoral Systems (for gender and income).

D. Main results including the “unsure” responses

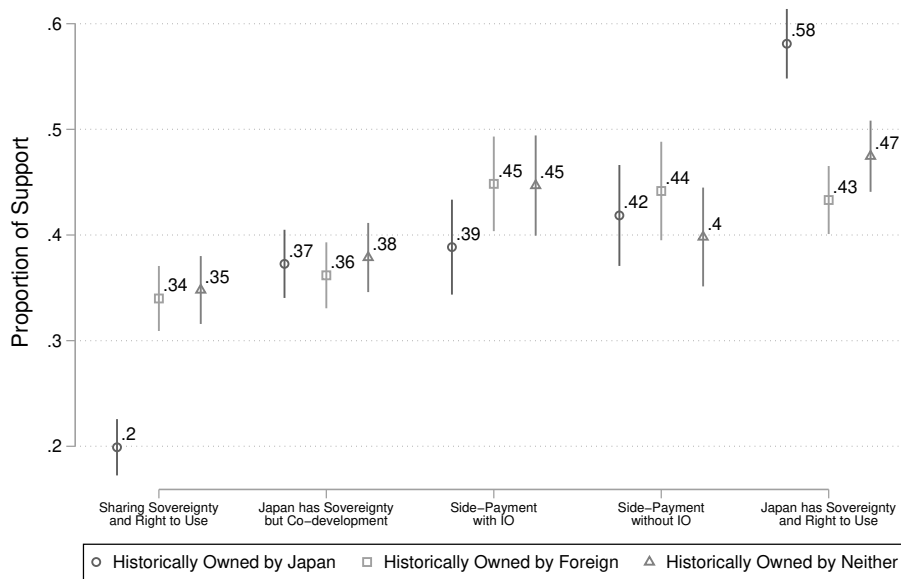


Figure 3: *Average Level of Support for Different Outcomes* Proportion of respondents who support different potential outcomes of the dispute with 95% confidence interval.

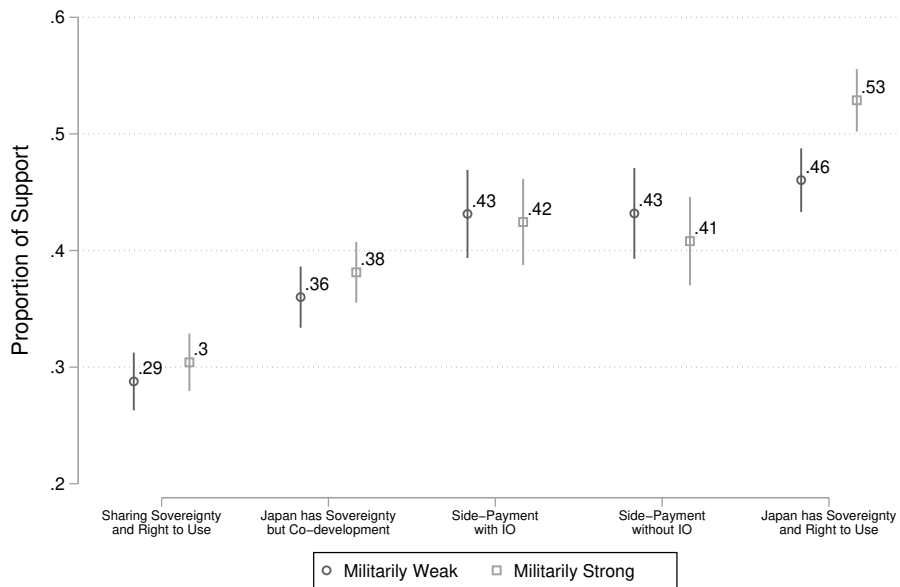


Figure 4: *Average Level of Support for Different Outcomes* Proportion of respondents who support different potential outcomes of the dispute with 95% confidence interval.

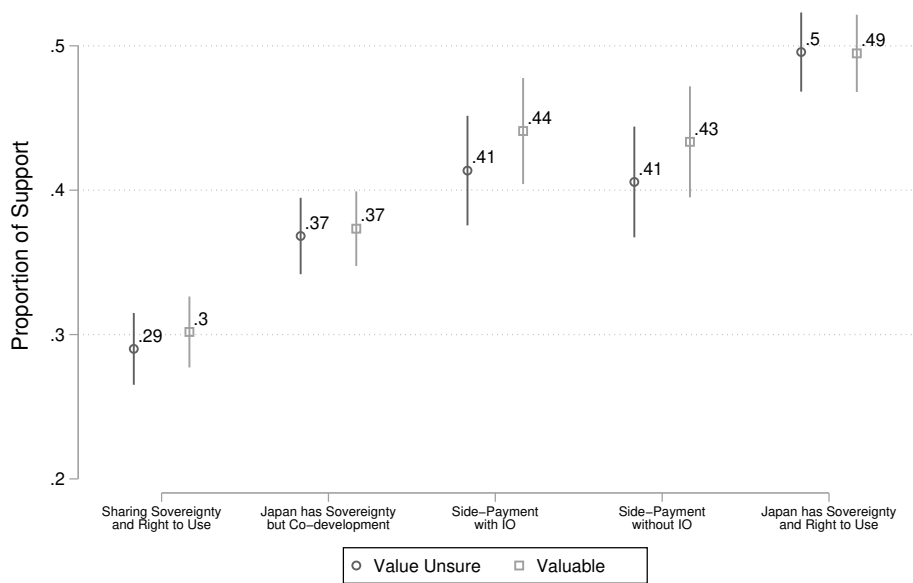


Figure 5: *Average Level of Support for Different Outcomes* Proportion of respondents who support different potential outcomes of the dispute with 95% confidence interval.

E. Table 1 Using the IRT Measure of Indivisibility

Table 3: Support for Policy Positions Regarding the Disputed Territory

	(1)	(2)	(3)	(4)	(5)	(6)	(7)
Indivisibility	0.400** (0.0683)	0.394** (0.0645)	-1.202** (0.0962)	-0.480** (0.104)	-1.001** (0.0696)	0.416** (0.0662)	0.388** (0.0736)
Historically Japanese	0.337** (0.126)	0.164 (0.121)	-0.281 (0.154)	0.452* (0.192)	-0.534** (0.129)	0.0452 (0.124)	-0.114 (0.137)
Historically Foreign	-0.382** (0.126)	-0.170 (0.120)	-0.0792 (0.161)	0.0645 (0.180)	-0.0848 (0.126)	-0.399** (0.124)	-0.218 (0.138)
Nationalism	1.104** (0.195)	0.461* (0.182)	-0.130 (0.230)	0.905** (0.259)	-0.147 (0.193)	1.086** (0.188)	1.048** (0.215)
Strong Neighbor	0.215* (0.102)	0.0522 (0.0978)	0.125 (0.126)	0.409** (0.152)	-0.0266 (0.103)	0.247* (0.100)	-0.0685 (0.112)
Valuable	0.222* (0.102)	0.0688 (0.0980)	-0.315* (0.126)	-0.00531 (0.151)	-0.0236 (0.104)	0.0502 (0.100)	0.00847 (0.112)
Age	0.000760 (0.00412)	-0.0195** (0.00396)	0.0145** (0.00508)	0.0218** (0.00606)	0.00626 (0.00414)	-0.0269** (0.00407)	-0.0260** (0.00452)
Male	0.520** (0.118)	0.374** (0.113)	-0.379** (0.147)	-0.0839 (0.171)	-0.207 (0.119)	0.394** (0.116)	0.822** (0.133)
College Degree	-0.0738 (0.114)	-0.137 (0.110)	0.148 (0.139)	0.0392 (0.170)	0.182 (0.116)	-0.0983 (0.112)	-0.363** (0.125)
Full-time Job	0.00286 (0.124)	0.0114 (0.118)	-0.212 (0.152)	0.0295 (0.176)	-0.101 (0.124)	0.105 (0.121)	0.248 (0.134)
Part-time Job	-0.0412 (0.162)	0.0727 (0.156)	-0.0870 (0.205)	0.499 (0.273)	-0.100 (0.166)	0.138 (0.160)	-0.190 (0.191)
Income	0.0257 (0.0399)	0.00927 (0.0382)	0.0916 (0.0488)	0.0705 (0.0579)	-0.0269 (0.0399)	0.0411 (0.0389)	-0.0135 (0.0438)
Social Status	-0.0692* (0.0339)	-0.0593 (0.0321)	-0.0189 (0.0401)	-0.111* (0.0491)	0.0415 (0.0337)	-0.0707* (0.0328)	-0.0511 (0.0359)
Interest in International Affairs	0.224** (0.0819)	-0.00200 (0.0770)	-0.0200 (0.0974)	0.229* (0.114)	-0.147 (0.0809)	0.161* (0.0809)	0.194* (0.0892)
National Defense Top Issue	0.497** (0.108)	0.292** (0.104)	-0.339** (0.130)	-0.135 (0.159)	-0.476** (0.110)	0.567** (0.106)	0.677** (0.115)
Liberal Democratic Party	0.0922 (0.149)	0.136 (0.143)	-0.274 (0.185)	0.437* (0.217)	-0.183 (0.152)	0.512** (0.145)	0.219 (0.156)
No Political Party	-0.0114 (0.127)	0.0230 (0.123)	-0.272 (0.163)	0.371* (0.183)	-0.193 (0.129)	0.0592 (0.125)	-0.135 (0.143)
Conservatism	0.0607* (0.0277)	0.0649* (0.0268)	-0.00943 (0.0336)	-0.0362 (0.0409)	-0.0711* (0.0282)	0.0763** (0.0271)	0.0962** (0.0297)
Constant	-2.407** (0.377)	-0.207 (0.355)	1.647** (0.457)	-0.155 (0.538)	1.141** (0.375)	-0.902* (0.372)	-1.897** (0.405)
Observations	1,801	1,894	1,732	2,012	1,855	1,904	1,969
Pseudo R-squared	0.0980	0.0549	0.146	0.0624	0.139	0.117	0.128
LR χ^2	242.5	140.3	268.8	83.17	356.5	307.1	291.4
Prob< χ^2	0	0	0	2.38e-10	0	0	0

Dependent variables for models 1-7 are: publicity, economic sanction, bilateral negotiation, IO arbitration, shelving the dispute, limited military action and full military action. Standard errors in parentheses ** $p < 0.01$ * $p < 0.05$.

F. Table 1 Using the Geographical Proximity Control

Table 4: Support for Policy Positions Regarding the Disputed Territory

	(1)	(2)	(3)	(4)	(5)	(6)	(7)
Indivisibility	0.891** (0.145)	0.782** (0.138)	-1.597** (0.144)	-0.0445 (0.214)	-1.413** (0.162)	0.747** (0.142)	0.773** (0.143)
Historically Japanese	0.403** (0.127)	0.227 (0.123)	-0.374* (0.153)	0.386* (0.193)	-0.600** (0.125)	0.0946 (0.125)	-0.116 (0.139)
Historically Foreign	-0.352** (0.128)	-0.123 (0.122)	-0.145 (0.159)	0.0963 (0.181)	-0.0893 (0.123)	-0.400** (0.125)	-0.233 (0.140)
Nationalism	1.131** (0.200)	0.462* (0.187)	-0.134 (0.231)	0.772** (0.264)	-0.260 (0.189)	1.140** (0.193)	1.132** (0.224)
Strong Neighbor	0.194 (0.103)	0.0166 (0.0995)	0.104 (0.125)	0.394** (0.153)	-0.00402 (0.100)	0.243* (0.101)	-0.0599 (0.113)
Valuable	0.233* (0.104)	0.0812 (0.0998)	-0.359** (0.126)	0.0213 (0.152)	-0.00792 (0.101)	0.0534 (0.101)	0.00989 (0.114)
Age	-9.85e-05 (0.00417)	-0.0206** (0.00402)	0.0160** (0.00499)	0.0239** (0.00608)	0.00896* (0.00401)	-0.0272** (0.00410)	-0.0276** (0.00456)
Male	0.493** (0.120)	0.394** (0.115)	-0.312* (0.146)	-0.115 (0.172)	-0.131 (0.116)	0.339** (0.117)	0.768** (0.135)
College Degree	-0.0674 (0.115)	-0.144 (0.112)	0.226 (0.138)	0.114 (0.171)	0.249* (0.112)	-0.107 (0.113)	-0.370** (0.127)
Full-time Job	0.00472 (0.126)	-0.0246 (0.121)	-0.208 (0.152)	-0.0107 (0.177)	-0.0963 (0.121)	0.0858 (0.123)	0.237 (0.137)
Part-time Job	-0.0935 (0.165)	0.00797 (0.159)	-0.0113 (0.203)	0.476 (0.273)	0.000853 (0.160)	0.0933 (0.161)	-0.254 (0.195)
Income	0.0171 (0.0408)	0.0182 (0.0391)	0.0914 (0.0485)	0.0533 (0.0583)	-0.0380 (0.0390)	0.0433 (0.0394)	-0.0308 (0.0447)
Social Status	-0.0775* (0.0343)	-0.0712* (0.0324)	-0.00326 (0.0396)	-0.0818 (0.0488)	0.0641* (0.0327)	-0.0836* (0.0330)	-0.0532 (0.0364)
Interest in International Affairs	0.178* (0.0842)	-0.0267 (0.0790)	0.118 (0.0979)	0.250* (0.117)	-0.0198 (0.0798)	0.128 (0.0824)	0.173 (0.0924)
National Defense Top Issue	0.481** (0.110)	0.287** (0.106)	-0.351** (0.130)	-0.180 (0.162)	-0.482** (0.108)	0.571** (0.108)	0.642** (0.117)
Liberal Democratic Party	0.128 (0.151)	0.206 (0.145)	-0.308 (0.184)	0.363 (0.218)	-0.204 (0.147)	0.563** (0.146)	0.252 (0.158)
No Political Party	-0.0165 (0.129)	0.0418 (0.125)	-0.244 (0.162)	0.316 (0.185)	-0.141 (0.126)	0.0370 (0.127)	-0.150 (0.146)
Conservatism	0.0668* (0.0281)	0.0666* (0.0271)	-0.0195 (0.0332)	-0.0395 (0.0409)	-0.0815** (0.0275)	0.0754** (0.0273)	0.0967** (0.0301)
Distance	-0.396* (0.193)	-0.165 (0.184)	-0.234 (0.228)	0.487 (0.282)	-0.177 (0.187)	-0.0140 (0.188)	-0.0600 (0.208)
Constant	-2.124** (0.401)	-0.146 (0.378)	1.386** (0.477)	-0.582 (0.569)	0.882* (0.387)	-0.850* (0.394)	-1.795** (0.434)
Observations	1,760	1,842	1,694	1,963	1,809	1,859	1,920
Pseudo R-squared	0.104	0.0566	0.111	0.0472	0.0865	0.115	0.132
LR χ^2	250.7	140.1	201.2	61.37	216.9	295.7	292.2
Prob< χ^2	0	0	0	2.34e-06	0	0	0

Dependent variables for models 1-7 are: publicity, economic sanction, bilateral negotiation, IO arbitration, shelving the dispute, limited military action and full military action. Standard errors in parentheses ** $p < 0.01$ * $p < 0.05$.

G. Policy Preferences for Respondents with No Real Dispute in Mind

Table 5: Support for Policy Positions Regarding the Disputed Territory

	(1)	(2)	(3)	(4)	(5)	(6)	(7)
Indivisibility	0.743** (0.227)	1.071** (0.229)	-1.710** (0.237)	0.409 (0.351)	-1.254** (0.263)	0.846** (0.224)	0.656** (0.229)
Historically Japanese	0.292 (0.201)	0.109 (0.214)	-0.574* (0.227)	0.0904 (0.265)	-0.713** (0.201)	0.0361 (0.196)	0.0471 (0.219)
Historically Foreign	-0.0739 (0.191)	-0.0333 (0.201)	-0.215 (0.220)	0.244 (0.257)	-0.549** (0.189)	-0.413* (0.183)	0.000986 (0.210)
Nationalism	1.077** (0.301)	0.357 (0.316)	0.224 (0.323)	0.902* (0.361)	0.0530 (0.285)	0.793** (0.285)	1.107** (0.328)
Strong Neighbor	0.123 (0.159)	0.0202 (0.169)	0.271 (0.181)	0.332 (0.215)	0.0155 (0.159)	0.303* (0.154)	-0.113 (0.173)
Valuable	0.127 (0.159)	-0.248 (0.171)	-0.301 (0.182)	0.0377 (0.214)	0.0907 (0.160)	-0.0964 (0.155)	-0.239 (0.174)
Age	0.00669 (0.00635)	-0.0145* (0.00661)	0.0142* (0.00716)	0.0184* (0.00866)	0.00494 (0.00622)	-0.0259** (0.00615)	-0.0226** (0.00687)
Male	0.590** (0.184)	0.481* (0.195)	-0.304 (0.206)	-0.247 (0.243)	0.0413 (0.184)	0.475** (0.178)	0.958** (0.207)
College Degree	-0.0893 (0.180)	0.0360 (0.193)	0.144 (0.200)	-0.0364 (0.251)	-0.0713 (0.181)	-0.188 (0.174)	-0.463* (0.196)
Full-time Job	0.215 (0.189)	-0.0819 (0.199)	-0.0831 (0.214)	-0.196 (0.247)	-0.0787 (0.186)	0.0886 (0.182)	0.255 (0.205)
Part-time Job	0.0198 (0.260)	-0.0213 (0.283)	-0.112 (0.290)	0.200 (0.387)	0.0232 (0.262)	0.317 (0.251)	-0.154 (0.298)
Income	-0.0425 (0.0624)	-0.00975 (0.0656)	0.0479 (0.0700)	0.0610 (0.0816)	-0.0312 (0.0619)	0.0482 (0.0596)	-0.0156 (0.0671)
Social Status	-0.0184 (0.0505)	-0.0722 (0.0532)	0.0237 (0.0567)	-0.0462 (0.0653)	0.0930 (0.0507)	-0.0830 (0.0492)	0.00158 (0.0538)
International Affairs	0.190 (0.126)	0.0960 (0.131)	0.245 (0.137)	0.0949 (0.158)	0.0848 (0.127)	0.106 (0.121)	-0.0325 (0.136)
National Defense	0.570** (0.168)	0.300 (0.176)	-0.253 (0.188)	-0.321 (0.226)	-0.342* (0.172)	0.655** (0.163)	0.838** (0.178)
LDP	0.0583 (0.229)	0.517* (0.239)	-0.846** (0.269)	0.386 (0.312)	-0.669** (0.232)	0.634** (0.224)	0.323 (0.240)
No Political Party	0.0651 (0.202)	-0.0554 (0.221)	-0.455 (0.245)	0.183 (0.258)	-0.699** (0.202)	0.259 (0.199)	0.0289 (0.226)
Conservatism	0.0729 (0.0407)	0.0417 (0.0429)	-0.0591 (0.0467)	0.000522 (0.0541)	-0.0663 (0.0412)	0.0661 (0.0395)	0.104* (0.0439)
Constant	-3.122** (0.594)	-1.284* (0.605)	1.035 (0.640)	0.210 (0.774)	0.340 (0.596)	-0.870 (0.564)	-2.056** (0.617)
Observations	765	803	823	868	738	817	853
Pseudo R-squared	0.0915	0.0773	0.113	0.0422	0.0773	0.109	0.129
LR χ^2	94.25	72.75	101.4	27.18	77.58	122.3	123.9
Prob $<\chi^2$	0	1.54e-08	0	0.0757	2.26e-09	0	0

Dependent variables for models 1-7 are: publicity, economic sanction, bilateral negotiation, IO arbitration, shelving the dispute, limited military action and full military action. Standard errors in parentheses ** $p < 0.01$ * $p < 0.05$.

H. Policy Preferences for Respondents with Real Dispute Resolution in Mind

Table 6: Senkaku/Diaoyu Islands Dispute with China

	(1)	(2)	(3)	(4)	(5)	(6)	(7)
Indivisibility	0.0648 (0.330)	0.121 (0.366)	-1.656** (0.374)	-0.289 (0.526)	-1.642** (0.481)	0.490 (0.349)	0.660 (0.346)
Historically Japanese	0.195 (0.294)	0.305 (0.321)	-0.863* (0.371)	0.231 (0.543)	-0.833* (0.339)	0.416 (0.296)	0.00758 (0.341)
Historically Foreign	-0.792* (0.318)	-0.544 (0.359)	-0.198 (0.395)	-0.156 (0.527)	0.0851 (0.332)	-0.365 (0.304)	-0.411 (0.365)
Nationalism	1.552** (0.508)	1.090 (0.585)	0.356 (0.588)	0.150 (0.844)	-0.488 (0.528)	0.745 (0.483)	0.127 (0.567)
Age	-0.0158 (0.0106)	-0.0316** (0.0116)	0.0281* (0.0126)	0.0461** (0.0167)	0.0201 (0.0116)	-0.0232* (0.0104)	-0.0246* (0.0119)
Male	0.315 (0.293)	0.186 (0.324)	-0.514 (0.363)	0.137 (0.502)	-0.548 (0.318)	0.197 (0.281)	0.287 (0.343)
College Degree	-0.339 (0.274)	-0.411 (0.313)	0.581 (0.335)	0.376 (0.467)	0.513 (0.302)	-0.420 (0.274)	-0.364 (0.323)
Full-time Job	-0.00308 (0.322)	0.156 (0.352)	0.0303 (0.393)	0.397 (0.534)	0.663 (0.354)	0.201 (0.318)	0.517 (0.382)
Part-time Job	0.0484 (0.381)	0.110 (0.432)	0.349 (0.510)	1.067 (0.835)	0.554 (0.427)	-0.0679 (0.386)	-0.299 (0.523)
Income	0.101 (0.0998)	0.148 (0.110)	0.142 (0.119)	-0.0841 (0.171)	0.00391 (0.111)	0.0864 (0.0981)	0.0629 (0.117)
Social Status	-0.136 (0.0887)	-0.174 (0.0960)	0.0540 (0.105)	0.0378 (0.147)	-0.0375 (0.0961)	-0.0356 (0.0849)	-0.105 (0.0987)
International Affairs	0.231 (0.210)	0.0151 (0.233)	0.0278 (0.250)	-0.212 (0.359)	0.355 (0.230)	-0.0638 (0.208)	0.548* (0.250)
National Defense	0.399 (0.260)	0.526 (0.288)	-0.281 (0.322)	0.0377 (0.460)	-0.690* (0.296)	0.0772 (0.261)	0.180 (0.300)
LDP	0.464 (0.366)	0.234 (0.384)	0.186 (0.424)	0.243 (0.575)	-0.0665 (0.399)	0.661 (0.349)	0.458 (0.386)
No Political Party	0.141 (0.291)	-0.000286 (0.333)	-0.0867 (0.354)	0.649 (0.516)	-0.348 (0.314)	-0.0915 (0.282)	-0.576 (0.357)
Conservatism	0.0506 (0.0687)	0.120 (0.0755)	-0.0458 (0.0825)	-0.0125 (0.113)	-0.0711 (0.0711)	0.161* (0.0667)	0.119 (0.0779)
Constant	-1.300 (0.973)	-0.621 (1.084)	-0.155 (1.140)	0.142 (1.707)	-1.367 (1.107)	-0.368 (1.005)	-2.418* (1.145)
Observations	325	316	329	347	301	332	341
Pseudo R-squared	0.0998	0.106	0.153	0.0731	0.139	0.110	0.134
LR χ^2	44.58	40.55	53.70	13.50	54.58	50.65	49.64
Prob $<\chi^2$	0.000161	0.000648	5.80e-06	0.636	4.16e-06	1.81e-05	2.61e-05

Dependent variables for models 1-7 are: publicity, economic sanction, bilateral negotiation, IO arbitration, shelving the dispute, limited military action and full military action. Standard errors in parentheses ** $p < 0.01$ * $p < 0.05$.

Table 7: Northern territories/Kurile Islands Dispute with Russia

	(1)	(2)	(3)	(4)	(5)	(6)	(7)
Indivisibility	2.886** (0.790)	1.965* (0.881)	-2.131** (0.793)	1.601 (1.610)	-0.922 (0.768)	-0.190 (0.715)	-0.256 (0.906)
Historically Japanese	-0.0272 (0.520)	0.167 (0.567)	0.0172 (0.698)	2.946* (1.361)	-1.419** (0.529)	-0.592 (0.485)	0.187 (0.574)
Historically Foreign	-0.00235 (0.506)	-0.853 (0.603)	0.163 (0.703)	0.518 (0.950)	-0.178 (0.505)	-0.259 (0.471)	0.0250 (0.572)
Nationalism	2.318** (0.850)	1.017 (1.011)	1.790 (1.098)	1.519 (1.485)	-0.0738 (0.762)	1.494 (0.763)	1.987* (0.947)
Age	0.00279 (0.0172)	-0.0418 (0.0214)	0.0213 (0.0228)	0.121* (0.0478)	-0.0228 (0.0176)	-0.0372* (0.0165)	-0.0618** (0.0194)
Male	1.080* (0.475)	1.799** (0.623)	0.660 (0.608)	0.211 (0.955)	0.573 (0.473)	0.601 (0.435)	0.983 (0.530)
College Degree	0.668 (0.463)	1.321* (0.561)	0.488 (0.626)	0.635 (1.007)	1.196** (0.448)	-0.471 (0.443)	-0.458 (0.495)
Full-time Job	-0.657 (0.527)	-0.276 (0.620)	-0.289 (0.695)	-2.180* (1.095)	0.00393 (0.504)	-0.259 (0.469)	-0.204 (0.537)
Part-time Job	-0.649 (0.697)	-0.272 (0.911)	-0.738 (0.886)	-1.496 (1.450)	-0.321 (0.642)	-0.205 (0.622)	0.223 (0.718)
Income	0.308 (0.167)	-0.0280 (0.200)	-0.279 (0.225)	-0.0263 (0.348)	-0.0880 (0.167)	-0.00491 (0.159)	-0.168 (0.195)
Social Status	-0.114 (0.142)	-0.295 (0.168)	-0.0487 (0.199)	0.320 (0.287)	0.138 (0.138)	-0.169 (0.130)	0.0190 (0.152)
International Affairs	0.423 (0.354)	0.0500 (0.372)	-0.277 (0.455)	1.334* (0.598)	0.00676 (0.338)	0.822* (0.342)	0.830* (0.380)
National Defense	0.822 (0.455)	0.541 (0.542)	0.261 (0.614)	0.329 (1.015)	-1.038* (0.467)	0.127 (0.435)	0.0593 (0.503)
LDP	-0.636 (0.615)	-0.161 (0.737)	-0.573 (0.875)	0.758 (0.972)	-0.367 (0.659)	0.916 (0.595)	-0.0574 (0.716)
No Political Party	0.135 (0.520)	0.0836 (0.634)	0.421 (0.769)	3.207** (1.203)	0.298 (0.555)	0.102 (0.507)	0.349 (0.623)
Conservatism	0.225 (0.127)	0.276 (0.152)	-0.157 (0.188)	0.105 (0.247)	0.00421 (0.130)	-0.0186 (0.114)	0.144 (0.138)
Constant	-5.831** (1.741)	-2.016 (1.807)	2.274 (2.062)	-10.83** (3.323)	0.533 (1.537)	-1.191 (1.460)	-3.098 (1.658)
Observations	146	140	145	162	137	151	158
Pseudo R-squared	0.213	0.224	0.169	0.449	0.182	0.134	0.163
LR χ^2	42.74	34.77	20.81	44.92	34.27	26.88	26.89
Prob< χ^2	0.000306	0.00428	0.186	0.000143	0.00500	0.0429	0.0427

Dependent variables for models 1-7 are: publicity, economic sanction, bilateral negotiation, IO arbitration, shelving the dispute, limited military action and full military action. Standard errors in parentheses ** $p < 0.01$ * $p < 0.05$.

Table 8: Takeshima/Dokdo Islands Dispute with South Korea

	(1)	(2)	(3)	(4)	(5)	(6)	(7)
Indivisibility	0.523 (0.675)	1.996** (0.773)	-3.116** (1.137)	-7.383 (6.147)	-3.748** (1.244)	1.378* (0.628)	1.211 (0.632)
Historically Japanese	1.958** (0.717)	0.992 (0.825)	-2.325 (1.463)	-2.331 (2.802)	-0.918 (0.830)	0.426 (0.671)	-0.478 (0.750)
Historically Foreign	-0.113 (0.674)	-1.949* (0.936)	-2.119 (1.520)	-2.182 (2.322)	-1.034 (0.805)	-0.660 (0.735)	-0.607 (0.791)
Nationalism	0.706 (1.176)	3.852* (1.717)	1.177 (1.882)	7.735 (5.314)	-1.056 (1.147)	1.553 (1.102)	1.146 (1.241)
Age	0.00790 (0.0224)	-0.110** (0.0354)	0.118** (0.0437)	-0.107 (0.0852)	0.0818* (0.0318)	-0.0564* (0.0238)	-0.0495 (0.0273)
Male	-0.227 (0.572)	1.303 (0.899)	0.378 (1.108)	4.089 (3.137)	-0.501 (0.683)	0.810 (0.653)	0.620 (0.663)
College Degree	0.593 (0.570)	0.000306 (0.701)	1.340 (0.954)	-5.983 (5.280)	0.0330 (0.644)	0.198 (0.566)	-0.987 (0.690)
Full-time Job	-0.186 (0.653)	-0.690 (0.888)	-1.638 (1.286)	4.583 (5.489)	-0.309 (0.733)	0.0641 (0.656)	1.198 (0.716)
Part-time Job	-1.094 (0.795)	-2.348 (1.207)	-0.480 (1.445)	0.200 (2.992)	-0.499 (0.911)	-0.889 (0.858)	-0.383 (1.077)
Income	0.0331 (0.190)	0.130 (0.233)	-0.348 (0.352)	-0.655 (0.651)	-0.368 (0.236)	-0.120 (0.201)	0.00815 (0.215)
Social Status	-0.258 (0.178)	-0.622* (0.261)	-0.554 (0.416)	-1.677 (1.832)	0.306 (0.211)	-0.119 (0.171)	-0.107 (0.190)
International Affairs	-0.211 (0.493)	1.171 (0.602)	-1.262 (0.798)	-0.230 (1.651)	-0.425 (0.571)	0.439 (0.466)	-0.0987 (0.495)
National Defense	0.369 (0.632)	0.708 (0.747)	-0.795 (0.996)	4.009 (3.888)	1.024 (0.767)	0.413 (0.612)	1.690* (0.674)
LDP	-1.030 (0.814)	-0.473 (0.854)	-3.738* (1.610)	5.188 (3.603)	-1.291 (1.009)	0.476 (0.718)	-0.0554 (0.772)
No Political Party	-0.478 (0.673)	1.231 (0.923)	-3.197 (1.721)	7.394 (5.429)	-0.0343 (0.783)	0.683 (0.731)	0.479 (0.745)
Conservatism	0.445** (0.167)	0.432* (0.200)	-0.638* (0.268)	-1.918 (1.573)	-0.181 (0.180)	0.0824 (0.149)	0.0717 (0.153)
Constant	-1.736 (2.130)	-2.429 (2.415)	12.94** (4.777)	29.00 (25.25)	-0.273 (2.475)	-0.825 (1.921)	-0.140 (2.137)
Observations	93	100	105	106	87	96	104
Pseudo R-squared	0.235	0.451	0.575	0.497	0.358	0.252	0.286
LR χ^2	30.26	58.34	62	25.63	40.96	32.87	35.22
Prob< χ^2	0.0167	9.96e-07	2.40e-07	0.0594	0.000564	0.00768	0.00370

Dependent variables for models 1-7 are: publicity, economic sanction, bilateral negotiation, IO arbitration, shelving the dispute, limited military action and full military action. Standard errors in parentheses ** $p < 0.01$ * $p < 0.05$.

I. Table 1 Full Results

Table 9 reports the full results of Table 1 (in the main text) with a range of control variables, including the three contextual variables (historical ownership, economic value, neighbor’s military strength) and a battery of sociodemographic variables, which include age, gender, education, employment, annual income, social status, interest in international affairs, and party affiliation; and a number of attitudinal variables including respondents’ views on national defense, and measures of their nationalism and conservatism.

Specifically, annual income is measured on a seven-point scale with 1 indicating less than 3.5 million Yen (approximately \$33,772) and 5 indicating more than 8.3 million Yen (\$80,089). Social status is respondents’ self-perceived status as determined by wealth on a 10-point scale from poorest to richest. Interest in international affairs is measured on a four-point scale from “very interested” to “not interested at all.” Party affiliation is based on a question asking respondents which political party they support. Respondents are divided into three groups: those that support the Liberal Democratic Party, the ruling party; those that support other parties; and those that do not support any particular party.

National defense is measured as whether or not a respondent ranks national defense as the top issue facing Japan (as opposed to economic development, social stability, democracy, corruption, income inequality, or environmental protection). Nationalism is a composite index based on their answers to the following five statements: “I am very proud to be Japanese,” “I would rather be a Japanese citizen than a citizen of any other country,” “Japan is the greatest country in the world,” “I am proud of Japan’s long history and culture” and “Japan should first take care of its self-interest, even if this means having conflict with other countries.” Conservatism is measured on a 11-point scale based on a question asking respondents whether they are more conservative or progressive.

We highlight some individuals’ characteristics that affected respondents’ support for different policies. Unsurprisingly, nationalism increased the support for all combative policies, from economic sanctions to both limited and full military action. It also increased the support for IO arbitration, likely due to a view that such an option might benefit Japan as we discussed above. A further finding is that of those who said IO arbitration was appropriate for resolving the dispute, 78% said “yes” to the statement “Japan should abide by the decision made by the UN or the ICJ, whatever the outcome may be.” Older people and college graduates were less supportive of conflictual policies such as economic sanctions and military action. Finally, higher social status correlates with less support for economic sanctions and IO arbitration. It is easy to see why individuals with higher social status would be reluctant to endorse economic sanctions on a neighboring country: such measures may hurt Japan’s economy as well and subsequently their self-interest. IO arbitration could have also been viewed by such respondents as creating more tension between Japan and its neighbors—China and South Korea have both opposed third-party arbitrations of their disputes with Japan—and thus negatively affecting their economic well-being.

Table 9: Support for Policy Positions Regarding the Disputed Territory

	(1)	(2)	(3)	(4)	(5)	(6)	(7)
Indivisibility	-1.733** (0.144)	-1.619** (0.193)	0.886** (0.144)	-0.0378 (0.214)	0.893** (0.143)	0.746** (0.142)	0.772** (0.143)
Historically Japanese	-0.385** (0.146)	-0.761** (0.134)	0.409** (0.127)	0.375 (0.192)	0.211 (0.134)	0.0948 (0.125)	-0.115 (0.139)
Historically Foreign	-0.0492 (0.149)	-0.332* (0.129)	-0.346** (0.127)	0.0838 (0.181)	-0.203 (0.137)	-0.400** (0.125)	-0.233 (0.140)
Nationalism	0.158 (0.219)	-0.284 (0.197)	1.124** (0.200)	0.775** (0.264)	0.873** (0.214)	1.140** (0.193)	1.132** (0.224)
Strong Neighbor	0.00311 (0.119)	-0.0471 (0.107)	0.199 (0.103)	0.395** (0.153)	0.0625 (0.110)	0.243* (0.101)	-0.0596 (0.113)
Valuable	-0.207 (0.119)	-0.0468 (0.108)	0.227* (0.104)	0.0214 (0.152)	0.0694 (0.110)	0.0533 (0.101)	0.0101 (0.114)
Age	0.0156** (0.00477)	0.00835 (0.00428)	2.22e-05 (0.00416)	0.0238** (0.00607)	-0.0262** (0.00440)	-0.0272** (0.00410)	-0.0276** (0.00456)
Male	-0.238 (0.137)	0.0206 (0.124)	0.491** (0.120)	-0.113 (0.172)	0.632** (0.129)	0.339** (0.117)	0.768** (0.135)
College Degree	0.190 (0.133)	0.223 (0.119)	-0.0633 (0.115)	0.118 (0.170)	-0.103 (0.123)	-0.107 (0.113)	-0.370** (0.127)
Full-time Job	-0.210 (0.145)	0.0575 (0.130)	0.00771 (0.126)	-0.0182 (0.177)	-0.0950 (0.132)	0.0859 (0.123)	0.238 (0.137)
Part-time Job	-0.0922 (0.190)	0.119 (0.172)	-0.0887 (0.164)	0.471 (0.273)	-0.118 (0.182)	0.0935 (0.161)	-0.252 (0.195)
Income	0.0705 (0.0462)	-0.0607 (0.0421)	0.00895 (0.0406)	0.0614 (0.0580)	0.0295 (0.0426)	0.0431 (0.0393)	-0.0316 (0.0446)
Social Status	-0.00102 (0.0384)	0.0993** (0.0348)	-0.0759* (0.0342)	-0.0831 (0.0487)	-0.124** (0.0355)	-0.0836* (0.0330)	-0.0533 (0.0364)
International Affairs	0.199* (0.0922)	0.112 (0.0866)	0.177* (0.0840)	0.249* (0.117)	0.0706 (0.0874)	0.128 (0.0824)	0.173 (0.0923)
National Defense	-0.364** (0.124)	-0.495** (0.116)	0.484** (0.110)	-0.191 (0.161)	0.442** (0.115)	0.571** (0.108)	0.643** (0.117)
LDP	-0.392* (0.175)	-0.364* (0.157)	0.123 (0.151)	0.365 (0.218)	0.270 (0.158)	0.563** (0.146)	0.250 (0.158)
No Political Party	-0.255 (0.154)	-0.254 (0.131)	-0.0294 (0.129)	0.334 (0.184)	0.0388 (0.140)	0.0364 (0.127)	-0.153 (0.146)
Conservatism	-0.0532 (0.0322)	-0.0853** (0.0289)	0.0670* (0.0280)	-0.0401 (0.0409)	0.0720* (0.0295)	0.0754** (0.0273)	0.0970** (0.0301)
Constant	0.930* (0.425)	-0.0931 (0.402)	-2.347** (0.386)	-0.293 (0.543)	-1.036** (0.400)	-0.858* (0.378)	-1.830** (0.416)
Observations	1,842	1,694	1,760	1,963	1,809	1,859	1,920
Pseudo R-squared	0.118	0.0982	0.102	0.0449	0.0966	0.115	0.132
LR χ^2	239	220.3	246.5	58.38	214.1	295.7	292.2
Prob< χ^2	0	0	0	3.74e-06	0	0	0

Dependent variables for models (1)–(7) are: (1)=bilateral negotiation, (2)=shelving the dispute, (3)=publicity, (4)=IO arbitration, (5)=economic sanction, (6)=limited military action and (7)=full military action. Standard errors in parentheses. ** $p < 0.01$ * $p < 0.05$.

J. Survey Questionnaire (English Translation)

Introduction

We are conducting survey research on the opinions of Japanese citizens toward international political economic issues related to Japan. Your attitudes and opinions will be used for academic research only.

At the end of the survey, we will ask questions regarding your personal information, including age, gender, and education level. This survey is in strict accordance with relevant laws. We strictly adhere to the principle of confidentiality. We guarantee that we will keep your answers and your personal information confidential at all times and under all conditions. This questionnaire provides different types of options for different questions. Please select the option that best represents your choice. Thank you again for your participation and support.

Module A: Attitudes toward territorial disputes and foreign policy positions

Please consider the following hypothetical scenario carefully and then answer the questions. When you read the scenario and answer questions, you do not need to think of a particular case.

Japan is involved in a dispute with a [militarily strong/weak] neighboring country over a piece of territory (an island). This territory [has economic value/the economic value is unknown], and [historically belonged to Japan/historically belonged to the neighboring country/historically did not belong to any country].

Do you find each outcome acceptable, unacceptable or are you unsure?

A1: Japan and the neighboring country share both the sovereignty of and the right to use the territory;

1. Acceptable
2. Unacceptable
3. Unsure

A2: Japan enjoys the sovereignty of the territory, but both countries share the right to use the territory;

1. Acceptable
2. Unacceptable
3. Unsure

[Respondents randomly get either A3a or A3b]

A3a: Japan enjoys the sovereignty of and the right to use the territory, but makes economic or political compensations to the neighboring country. Both countries reach an agreement on the terms of the compensation;

1. Acceptable
2. Unacceptable
3. Unsure

A3b: Japan enjoys the sovereignty of and the right to use the territory, but makes economic or political compensations to the neighboring country. Both countries reach an agreement on the terms of the compensation, which will be monitored by international organizations (e.g. the UN, the International Court of Justice);

1. Acceptable
2. Unacceptable
3. Unsure

A4: Japan enjoys the sovereignty of and the right to use the territory, and does not make any other concessions to the neighboring country.

1. Acceptable
2. Unacceptable
3. Unsure

The Japanese government has adopted in the past, and may adopt in the future, these policies and measures to address actual territorial disputes. Do you find each of the following option appropriate for the hypothetical dispute scenario, or are you unsure?

[The order of A5-A10 is randomized]

A5: Strengthening externally directed propaganda, guiding domestic public opinion, and encouraging the masses to display their dissatisfaction towards the disputing countries;

1. Appropriate
2. Not appropriate
3. Unsure

A6: Imposing economic sanctions against relevant countries, canceling official visits, and reducing cooperative projects;

1. Appropriate
2. Not appropriate
3. Unsure

A7a: Taking limited military actions by the SDF (Self Defense Forces) against the neighbor state to defend the territory;

1. Appropriate
2. Not appropriate
3. Unsure

A7b: Taking military actions by the SDF (Self Defense Forces) with a possibility of war with the neighbor state to defend the territory;

1. Appropriate

2. Not appropriate
3. Unsure

A8: Reaching a compromise through bilateral negotiation;

1. Appropriate
2. Not appropriate
3. Unsure

A9: Submitting [the dispute] to international organizations (e.g. the UN, the ICJ) for arbitration;

1. Appropriate
2. Not appropriate
3. Unsure

A9a Should Japan comply with the UN ruling regardless of the outcome?

1. Yes
2. It depends on whether the decision is consistent with Japan's interest

A10: Shelving the dispute and jointly developing the resources.

1. Appropriate
2. Not appropriate
3. Unsure

A11: We asked you not to think of any specific country name when you start reading the scenario and answering questions. However, did you really not think of the neighboring country as a real country in the world?

- I did not think of any specific country name
- I actually thought of a specific country name

[for respondents who choose "I actually thought of a specific country name" to A11]

A12: Which territorial dispute did you think of?

Module B: Socio-demographic Questions

B1: What year were you born?

B2: What is your nationality?

1. Japanese
2. Others

B3: What is your gender?

1. Male
2. Female

B4: Which prefecture do you currently live in?

B5: Do you live in the government-decreed metropolitan city?

1. Yes
2. No

B6: What is your highest level of education? If you are now enrolling, select the number where you are expected to finish.

1. Primary and Junior high school
2. Graduated from Senior high school
3. Graduated from Technical or Vocational school
4. Graduated from University (BA)
5. Graduated from Graduate School (MA)
6. Graduated from Graduate School (Ph.D)

B7: What is the nature of your work unit?

1. Full-time job (management and professional)
2. Full-time job (not management and professional)
3. Contract worker job
4. Temporary Job, part-time job
5. Self-employed
6. Student
7. Household
8. Unemployed
9. Do not want to answer

B8: Is your work related to the foreign trade business?

1. Very closely related to the foreign trade
2. Somehow related to the foreign trade
3. Not so closely related to the foreign trade
4. Not at all related to the foreign trade
5. Unsure

B9: What was your income last year? (Include crops, cotton, vegetables, and any other agricultural products you grow, secondary income from your labor, as well as salaries, bonuses, pensions, and all kinds of investment from your work outside the field.)

1. Less than 3,500,000 Yen
2. 3,500,000-4,800,000 Yen
3. 4,800,000 -6,300,000 Yen
4. 6,300,000 -8,300,000 Yen
5. More than 8,300,000 Yen

B10: People can be divided into different social groups based on their economic conditions. In the scale below, 0 represents the poorest group and 10 represents the richest group. Which group do you consider yourself to be in? Please select a number from the scale that best corresponds to your group.

1 2 3 4 5 6 7 8 9 10

B11: Which political party do you support for?

1. Liberal Democratic Party
2. Democratic Party of Japan
3. New Komeito Party
4. Japan Communist Party
5. Japan Restoration Party
6. Social Democratic Party
7. Others
8. Do not support for a particular party
9. Do not want to answer

B12: On political issue, people can be divided into conservative and liberal. In the scale below, 0 represents the liberal group and 10 represents the conservative. Which group do you consider yourself to be in? Please select a number from the scale that best corresponds to your group.

1 2 3 4 5 6 7 8 9 10

B13: Are you interested in Japan's international affairs?

1. Very interested
2. Somewhat interested
3. Not very interested
4. Not interested at all

B14: Where do you get information on political and national issues? (choose all that applies)

1. Domestic news papers and magazines
2. Domestic TV
3. Domestic Internet (including online forums, chatrooms, blogs and social media)
4. Foreign news papers and magazines
5. Foreign TV
6. Foreign Internet (including online forums, chatrooms, blogs and social media)
7. None of above

B15: How important would you rate the following issues facing Japan today? (10 = very important, 0 = not important at all)

1. Economic growth and sustainable development
0 1 2 3 4 5 6 7 8 9 10
2. National defense and territorial disputes
0 1 2 3 4 5 6 7 8 9 10
3. Social stability
0 1 2 3 4 5 6 7 8 9 10
4. Political democracy
0 1 2 3 4 5 6 7 8 9 10
5. Corruption

0 1 2 3 4 5 6 7 8 9 10

6. Inequality

0 1 2 3 4 5 6 7 8 9 10

7. Environmental protection

0 1 2 3 4 5 6 7 8 9 10

B16: Finally, how much do you agree with the following statements?

B16-1: I am very proud to be Japanese

1. Strongly agree
2. Somewhat agree
3. Somewhat disagree
4. Strongly disagree
5. It's hard to say

B16-2: I would rather be a Japanese citizen than a citizen of any other country

1. Strongly agree
2. Somewhat agree
3. Somewhat disagree
4. Strongly disagree
5. It's hard to say

B16-3: Japan is the greatest country in the world

1. Strongly agree
2. Somewhat agree
3. Somewhat disagree
4. Strongly disagree
5. It's hard to say

B16-4: I am proud of Japan's long history and culture

1. Strongly agree
2. Somewhat agree
3. Somewhat disagree
4. Strongly disagree
5. It's hard to say

B16-5: Japan should first take care of its self-interests, even if this means having conflict with other countries

1. Strongly agree
2. Somewhat agree
3. Somewhat disagree
4. Strongly disagree
5. It's hard to say

K. Survey Questionnaire (Japanese)

領土問題をめぐるサーベイ実験

実験の概要

実施時期 9月1日から9月6日 パイロット
 9月15日から20日 本テスト

サンプル数 パイロットのあと、本テストは12パターン×200 = 2400

回答に要した時間（全体および各ページ）を記録してほしい

注意：以下、☆マークと赤字部分は表示方法などの指示ゆえ、Web上には記載等しない

実験の内容

【ページ1】（左上隅表示：2ページ以降文字を小さく）

われわれは日本の一般市民が日本をめぐる国際政治経済についてどのような考えをもっているのかを調査しています。あなたの解答や意見は学術研究の目的のみで利用されます。

なお、本調査の終わりで、年齢や性別、学歴など、あなたの個人的な情報をお伺いします。この調査は関係する法律を順守して実施され、あなたの回答や個人情報はいかなる条件でも個人が特定されない形で管理されます。この調査では、いくつかの異なる選択肢が質問に応じて提示されます。各質問では、あなたの考えにもっとも近い選択肢を選んでください。

みなさんの調査への参加とご協力に感謝を申し上げます。

サーベイ質問票

日本語

【ページ2】

モジュールA：領土紛争に対する態度と対外政策をめぐる見解

以下の仮想的なシナリオをよく読んで、次の質問に答えてください。ここでのシナリオは仮想的なものです。質問に答えるにあたって、具体的な事例を考えていただく必要はありません。

日本は【軍事的に強い／軍事的に弱い】隣国と領土（島しょ）をめぐる紛争状態にあります。この領土の【経済的な価値は大きい／経済的な価値はどちらでもない】とあります。また、この領土は【歴史上、日本に属していました／歴史上、隣国に属していました／歴史上、どの国にも属してきませんでした】。

あなたは、次のそれぞれの領土問題の解決策について、どのように考えますか？解決策は、受け入れられるものですか？受け入れがたいものですか？または、どちらでもありませんか？

A1: 紛争中の領土について、日本と隣国が共同で主権を保持し、また、共同利用を行う。

1. 受け入れられる
2. 受け入れがたい
3. どちらでもない

A2: 紛争中の領土について、日本が単独で主権を保持するが、両国が共同利用を行う。

1. 受け入れられる
2. 受け入れがたい
3. どちらでもない

[A3aないしA3bはランダムアサインして調査参加者に提示]

A3a: 紛争中の領土について、日本が単独で主権を保持し、しかも独占的に利用を行う。ただし、日本が隣国に経済的ないし政治的な補償を行う。日本と隣国はともに補償内容に合意している。

1. 受け入れられる
2. 受け入れがたい
3. どちらでもない

A3b: 紛争中の領土について、日本が単独で主権を保持し、しかも独占的に利用を行う。ただし、日本が隣国に経済的ないし政治的な補償を行う。日本と隣国はともに補償内容に合意している。また、その合意は国連や国際司法裁判所といった国際機関によって監視されることになる。

1. 受け入れられる
2. 受け入れがたい
3. どちらでもない

A4: 紛争中の領土について、日本が単独で主権を保持し、しかも独占的に利用を行う。

日本は隣国に対して一切の補償を行わない。

1. 受け入れられる
2. 受け入れがたい
3. どちらでもない

【ページ3】

紛争中の領土紛争問題について、日本政府が過去にとってきた、あるいは将来とりうる政策として、以下のようなものが想定できます。先ほど示した仮想的なシナリオを踏まえ、以下のそれぞれの政策は適切なものだと思いますか？または適切なものだとは思いませんか？または、どちらでもありませんか？

[A5からA10はランダムアサインして調査参加者に提示]

A5: 対外的なプロパガンダを強化するとともに、日本国内の世論を喚起し、市民が紛争相手国である隣国に対して不満の意を表明するように促す。

1. 適切である
2. 適切ではない
3. どちらでもない

A6: 隣国に対して経済制裁を発動し、公式訪問を停止し、隣国との国際協力プロジェクトをキャンセルする。

1. 適切である
2. 適切ではない
3. どちらでもない

A7a: 隣国に対して、領土を守るため、自衛隊が限定的な軍事行動を行う。

1. 適切である
2. 適切ではない
3. どちらでもない

A7b: 隣国に対して、領土を守るため、戦争につながる可能性を伴いつつ、自衛隊があらゆる軍事行動を行う。

1. 適切である
2. 適切ではない
3. どちらでもない

A8: 隣国と二国間交渉を行って妥協を行う。

1. 適切である
2. 適切ではない
3. どちらでもない

A9: 国連や国際司法裁判所といった国際機構に紛争を提起して、国際的な仲裁を通じて解決をはかる。

1. 適切である
2. 適切ではない
3. どちらでもない

A9a: 【A9の次に必ず表示】 日本は、結果がどうであっても、国連や国際司法裁判所による仲裁の裁定に従うべきであると思いますか。

1. そう思う
2. 日本の利益にかなう裁定でなければ、必ずしも従わなくてよい

A10: 領土をめぐる紛争を棚上げし、共同で資源開発を行う。

1. 適切である
2. 適切ではない
3. どちらでもない

【ページ4】

A11: シナリオを読み始める前に、具体的な事例を考えないで答えていただくようお願いしましたが、あなたが今までの質問を回答してきたときに、現実世界の特定の領土紛争を想定せずにいただけましたか？

1. 想定しなかった
2. 想定した

A12: あなたは、日本に対するアメリカの同盟条約に信頼性を感じますか？感じませんか？

1. 感じる
2. 感じられない
3. どちらでもない

A13: もしも、あなたが日本政府の外交政策に不満を感じたら、何をしますか？

【ページ5】

A14 【A11について、想定したと答えた人のみ】: どの領土紛争を思い浮かべましたか？

A15 【A11について、想定したと答えた人のみ】: あなたは、思い浮かべた領土紛争の相手国には同盟国がいたと思いませんか？

1. いる
2. いない

A16 【A12について、いると答えた人のみ】: どの国を同盟国として思い浮かべましたか？ _____

【ページ5または6→A11に関する答えで異なる】

モジュールB: デモグラ質問

B1: あなたは西暦何年生まれですか? 【選択肢表示】

B2: あなたの国籍はどこですか?

1. 日本
2. 日本以外

B3: あなたの性別は何ですか?

1. 男性
2. 女性

B4: あなたは今、どの都道府県にお住まいですか? _____

B5: あなたは今、政令指定都市にお住まいですか?

1. はい
2. いいえ

B6: あなたが最後に卒業した（あるいは現在、在学中の）学校は、次のうちどれでしょうか?

1. 中学校卒業（または在学中）
2. 高等学校卒業（または在学中）
3. 短期大学・高専・専門学校卒業（または在学中）
4. 4年制大学卒業（または在学中）
5. 大学院（修士課程）卒業（または在学中）
6. 大学院（博士課程）卒業（または在学中）

B7: あなたの現在のお仕事は何ですか。最もよくあてはまると思うものを1つ選んでください。

1. フルタイム勤務（管理職・専門職）
2. フルタイム勤務（管理職・専門職以外）
3. 派遣社員
4. 臨時雇用・パート・アルバイト
5. 自営業・自由業
6. 学生
7. 主に家事に従事している
8. 無職
9. 答えたくない

B8: あなたのお仕事は外国に対する輸出に関係するものですか。最もよくあてはまると思うものを1つ選んでください。

1. 外国への輸出に密接に関係している
2. 外国への輸出にある程度関係している
3. 外国への輸出にあまり関係していない
4. 外国への輸出にまったく関係していない

5. わからない

B9: あなたの世帯における1年間の税込みの総収入は、以下の選択肢のうち、どれが一番近いでしょうか？

1. 350万円未満
2. 350～480万円未満
3. 480～630万円未満
4. 630～830万円未満
5. 830万円以上

【ページ6または7→A11に関する答えで異なる】

B10: 経済状況に応じていくつかの社会集団に人間は区別されると一般的に言われています。以下のスケールで、0がもっとも貧しい集団で、10がもっとも富める集団だとします。このとき、あなたは自分がどの集団に属すると思いますか？

1 2 3 4 5 6 7 8 9 10

B11: あなたの支持する政党は、以下の選択肢のうち、どれが一番近いでしょうか？

1. 自由民主党（自民党）
2. 民進党
3. 公明党
4. 日本共産党
5. おおさか維新の会
6. 社民党
7. その他の政党
8. 無党派・特に支持する政党はない
9. 答えたくない

B12: 政治に関して、ときどき、「保守、革新」という表現をすることがあります。0が「革新」を意味し10が「保守」を意味するとします。あなたご自身はどこに位置すると思いますか。この中の番号でお答えください。

0	1	2	3	4	5	6	7	8	9	10	11
---	---	---	---	---	---	---	---	---	---	----	----

革新

保守

わからない

B13: あなたは日本の国際関係に関心がありますか？

1. とても関心がある
2. ある程度は関心がある
3. あまり関心はない

4. まったく関心はない

B14: あなたは、政治や全国ニュースについてどこから情報を得ますか？あてはまるものすべてを選んでください。

1. 国内の新聞や雑誌
2. 国内のテレビ番組
3. 国内のインターネット（日本語のブログやSNSなどを含む）
4. 海外の新聞や雑誌
5. 海外のテレビ番組
6. 海外のインターネット（外国語のブログやSNSなどを含む）

【ページ6または7→A11に関する答えで異なる】

B15: あなたは以下の課題は今日の日本にとってどのくらい重要な問題だと思いますか？10をとっても重要、0がまったく重要でないとして、どのくらいの評価を与えますか、あなたの考えに近い数字を1つ選んでください。

1. 経済発展と安定した成長
0 1 2 3 4 5 6 7 8 9 10
2. 国防と領土紛争
0 1 2 3 4 5 6 7 8 9 10
3. 社会の安定
0 1 2 3 4 5 6 7 8 9 10
4. 政治における民主主義
0 1 2 3 4 5 6 7 8 9 10
5. 政治汚職問題
0 1 2 3 4 5 6 7 8 9 10
6. 貧富の格差
0 1 2 3 4 5 6 7 8 9 10
7. 環境保護
0 1 2 3 4 5 6 7 8 9 10

最後にお伺いします。あなたは、どのくらい以下の文章の内容に同意しますか？

B16: わたしは日本人であることを誇りに思う。

1. 強くそう思う
2. どちらかといえばそう思う
3. どちらかといえばそう思わない
4. 強くそう思わない
5. どちらでもない・どちらともいえない

B17: わたしはほかの市民であるよりも日本の市民でありたいと思う。

1. 強くそう思う
2. どちらかといえばそう思う
3. どちらかといえばそう思わない
4. 強くそう思わない
5. どちらでもない・どちらともいえない

B18: 日本は世界でもっとも優れた国である。

1. 強くそう思う
2. どちらかといえばそう思う
3. どちらかといえばそう思わない
4. 強くそう思わない
5. どちらでもない・どちらともいえない

B19: わたしは日本の長い歴史と文化を誇りに思う。

1. 強くそう思う
2. どちらかといえばそう思う
3. どちらかといえばそう思わない
4. 強くそう思わない
5. どちらでもない・どちらともいえない

B20: 日本はまず自らの自己利益を追求すべきで、それがたとえ他国との紛争につながるとしても自己利益を追求すべきである。

1. 強くそう思う
2. どちらかといえばそう思う
3. どちらかといえばそう思わない
4. 強くそう思わない
5. どちらでもない・どちらともいえない

ご協力ありがとうございました。