

Supplementary Materials

Childcare, Work and Household Labor During a Pandemic: Evidence on Parents' Preferences in the United States

Annabelle Hutchinson Sarah Khan Hilary Matfess

A Reporting Standards	2
A.1 Hypotheses	2
A.2 Subjects and Context	2
A.3 Allocation Method	2
A.4 Treatments	6
A.5 Results	6
B Full Survey Instrument	7
C Sample Demographics	37

A Reporting Standards

A.1 Hypotheses

The hypotheses to be tested are summarized in the main text of the paper (Table 2) and were registered with EGAP (Registration ID 20200819AA) prior to the collection of data. Our study registration including a pre-analysis plan is available at <https://osf.io/aq9dv>

A.2 Subjects and Context

Eligibility and exclusion criteria: The sample for our survey is an online convenience sample recruited via Lucid Marketplace targeted to adults aged 18-45 in heterosexual partnerships with at least one child under the age of 12 in the United States. These characteristics of the target sample were intended to closely mirror the characteristics of the couple described in the hypothetical profiles in the conjoint experiment. We exclude respondents who do not meet this criteria. We set a target quota of 50% female identifying and 50% male identifying respondents for the sample.

Recruitment Procedure: Respondents were recruited online via Lucid Marketplace to complete the survey on the Qualtrics platform in accordance with the targeting criteria and quota described above. More information on sample sourcing in Lucid Marketplace is available at <https://support.lucidhq.com/s/article/Sample-Sourcing-FAQs>

Recruitment dates: The survey was live and received responses from 19 August 2020 - 22 August 2020.

Setting: Online; respondents recruited from across the United States

Response Rate: Lucid Marketplace estimates an average industry response rate of about 5%¹

A.3 Allocation Method

Each survey respondent completes 4 choice tasks for which they view 4 pairs of profiles (8 total profiles). Each profile has 5 attributes, which can take 2 or 3 possible randomly assigned values. Each attribute value is assigned with equal probability, without any blocking procedure or restrictions.

Figure A1 demonstrates the frequency with which each attribute value appears across all 15,504 possible profiles (8 profiles per 1938 respondents)

Figures A2 and A3 diagnose balance by two pre-treatment covariates we use in our analysis (gender and gender ideology) by comparing the mean levels of these covariates across the conjoint attributes.

¹See <https://support.lucidhq.com/s/article/Sample-Sourcing-FAQs>

Figure A1: Frequency of Attribute Values across Profiles

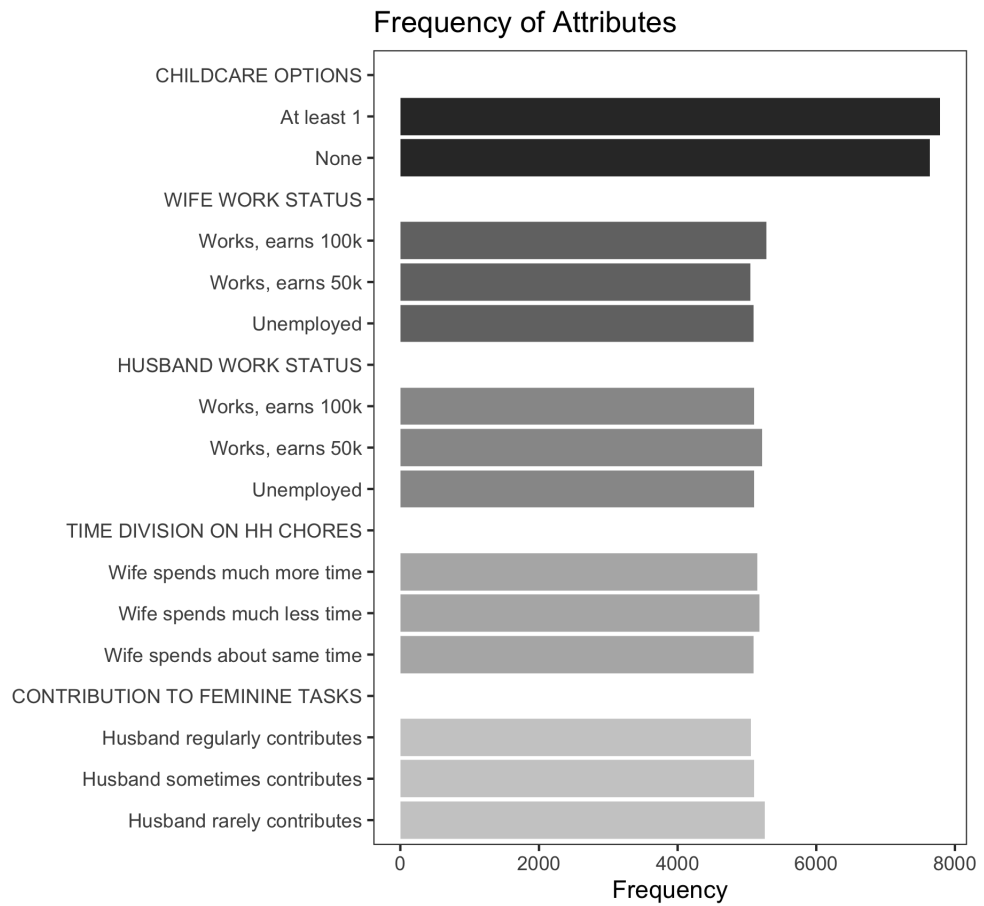


Figure A2: Marginal Mean of Gender Covariate Across Attribute Values
 Gender (Female=1)

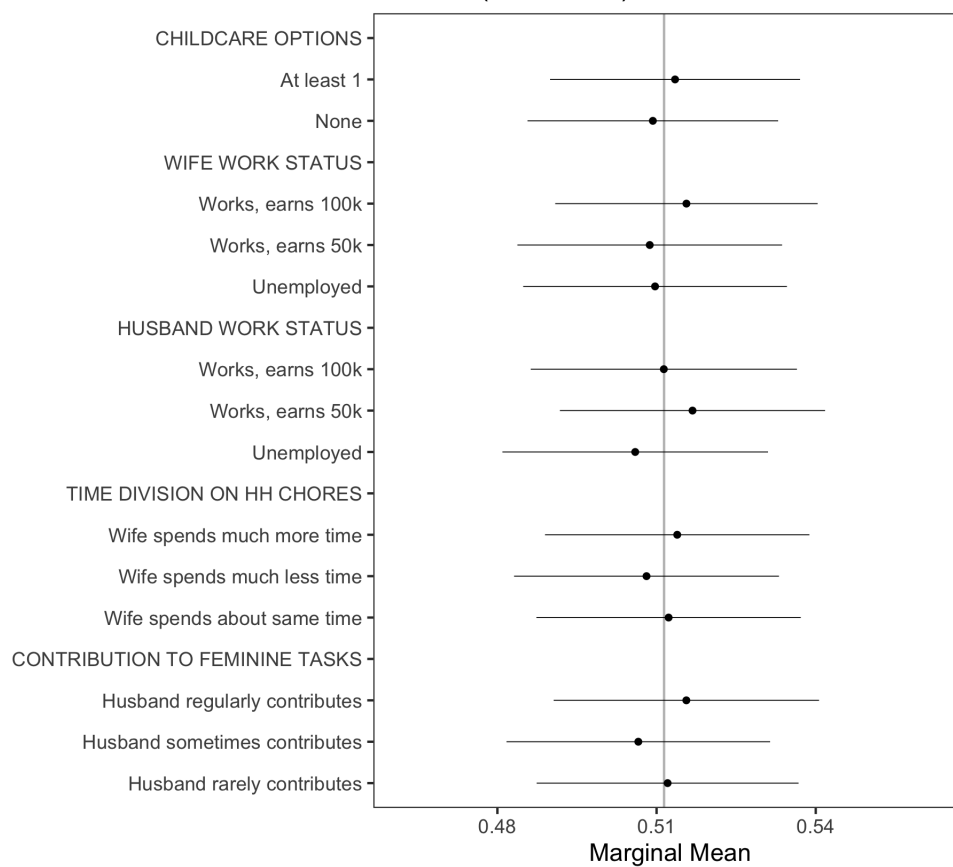
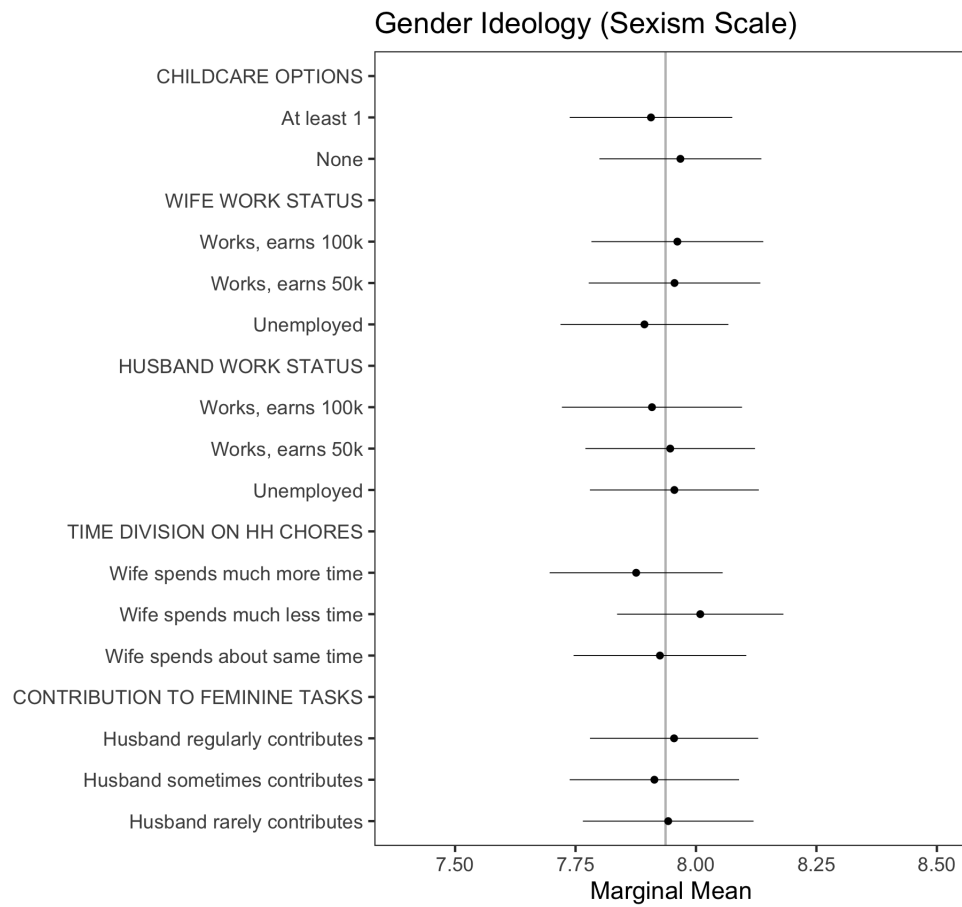


Figure A3: Marginal Mean of Gender Ideology Covariate Across Attribute Values



A.4 Treatments

The treatments in this study comprise randomly varied attributes of profiles viewed within a conjoint experiment. The attributes and possible values are summarized in the main text of the paper in Table 1.

A.5 Results

Outcome Measures and Covariates:

We use the following two outcome measures:

1. Whether profile was chosen (binary forced choice outcome)
2. Perceived fairness of situation described in profile (5 point Likert scale)

We assess conditional effects by the following two individual level attributes:

1. Self-identified gender (binary)
2. Gender ideology (binary, coded as “high sexism” if higher than median score on responses to Modern Sexism Scale questions, “low sexism” otherwise)

Participant Flow

- **5266** participants entered
- **3691** participants passed the pre-screening
- **2059** participants completed the survey and were assigned the randomized treatments as part of the conjoint survey experiment
- We analyze data from a total of **1938** respondents, after dropping those respondents who did not satisfy criteria of being in a heterosexual partnership with at least one child under 12 based on responses to survey questions answered pre-treatment

Statistical Analysis: Statistical analysis is described in the main text of the paper and performed using the `cregg` package in R. Documentation available at: <https://cran.r-project.org/web/packages/cregg/cregg.pdf>

B Full Survey Instrument

Gender Norms During Covid

Start of Block: Informed Consent

You are invited to participate in a research study about changes in the US economy and in peoples' homes due to COVID-19. Your participation will involve completing a survey that will take approximately 15 minutes. You will be asked to answer some questions about yourself and your views about society and politics. Only adults of age 18 and older are eligible to participate in this study.

Your participation in this survey is completely voluntary, and you may choose to end your participation at any time. You will need to complete the survey in order to receive payment. No identifying information about you will be collected and all of your choices will be kept confidential. Only the researchers involved in this study will have access to the survey responses you provide. There are no known or anticipated risks to you for participating. Although this study will not benefit you personally, we hope that our results will add to the knowledge about the economy and politics. The researchers will not know your name, and no identifying information will be connected to your survey answers in any way. However, your account is associated with a number that the researcher has to be able to see in order to pay you, and in some cases these numbers are associated with public profiles which could, in theory, be searched. For this reason, though the researcher will not be looking at anyone's public profiles, the fact of your participation in the research (as opposed to your actual survey responses) is technically considered "confidential" rather than truly anonymous.

If you have any questions about this research, its procedures, risks and benefits, you may contact Sarah Khan (sarah.khan@yale.edu). If you are not satisfied with how this study is being conducted, or if you have any concerns, complaints, or general questions about your rights as a participant, please contact the Yale University Human Subjects Committee (human.subjects@yale.edu; 203-785-4688). You may also write to the Yale University Human Subjects Committee: P.O. Box 208304, New Haven, CT 06520-8304

If you would like to participate, simply click the 'I agree to participate' box below, then click the '>>' button to start the survey.

- I agree to participate
 - I do not agree to participate
-

Start of Block: Age Screener

Please enter your age in completed years:

End of Block: Age Screener

Start of Block: Gender and masculinity

We will start with some simple background questions. Please answer honestly and remember that all of your responses are confidential.

Which gender do you identify with?

- Male
- Female
- Other
- Prefer not to say

How do you see yourself?

- Completely Masculine
- Mostly Masculine
- Slightly Masculine
- Slightly Feminine
- Mostly Feminine
- Completely Feminine

End of Block: Gender and masculinity

Start of Block: Partner status screener

Which of the following best describes your marital status?

- Married
 - Widowed
 - Divorced
 - Separated
 - Never married
 - Other
-

Do you have a spouse or partner who currently lives with you?

- Yes
- No

End of Block: Partner status screener

Start of Block: Hetero couple screener

Which gender does your spouse/partner identify with?

- Male
- Female
- Other
- Prefer not to say

End of Block: Hetero couple screener

Start of Block: Children

How many total children under the age of 18 live with you?

- 0
 - 1
 - 2
 - 3
 - 4+
-

Of the children that live with you, how many are under the age of 12?

- 0
 - 1
 - 2
 - 3
 - 4+
-

Of the children that live with you, how many are under the age of 6?

- 0
- 1
- 2
- 3
- 4+

End of Block: Children

Start of Block: Attention Check 1

People are very busy these days and many do not have time to follow what goes on in the government. **We are testing whether people read questions.** To show that you've read this much, answer **both** "extremely interested" **and** "very interested."

Extremely interested

Very interested

Moderately interested

Slightly interested

Not interested at all

End of Block: Attention Check 1

Start of Block: Employment

Which statement best describes your current employment status?

Working full time

Work part time

Not working - homemaker, taking care of home and family

Not working - student

Not working - on temporary layoff from a job

Not working - looking for work

Not working - disabled

Not working - retired

Not working - not looking for work

Not working - other

Which statement best describes your employment status on **January 1st 2020, before the COVID-19 pandemic began in the US?**

- Working full time
- Work part time
- Not working - homemaker, taking care of home and family
- Not working - student
- Not working - on temporary layoff from a job
- Not working - looking for work
- Not working - disabled
- Not working - retired
- Not working - not looking for work
- Not working - other

Have you applied for or are you receiving unemployment insurance?

- No, I have not applied for unemployment insurance nor am I receiving any
- Yes, I am currently receiving unemployment insurance
- I have applied for unemployment insurance, but I have not received any yet

Are you a paid employee or are you self employed?

- a paid employee
 - self employed
-

Are you able to work from home with your current job?

- Yes, I can work full time at home
 - Yes, I can work part time at home
 - No, I cannot work at home
 - Other (please explain) _____
-

How long have you been unemployed or not working?

- Less than 3 months
- 3-6 months
- 6-12 months
- More than a year

End of Block: Employment

Start of Block: Spouse Employment

Which statement best describes your SPOUSE OR PARTNER'S current employment status?

- Working full time
 - Work part time
 - Not working - homemaker, taking care of home and family
 - Not working - student
 - Not working - on temporary layoff from a job
 - Not working - looking for work
 - Not working - disabled
 - Not working - retired
 - Not working - not looking for work
 - Not working - other
-

Which statement best describes your SPOUSE OR PARTNER'S employment status on **January 1st 2020, before the COVID-19 pandemic began in the US?**

- Working full time
- Work part time
- Not working - homemaker, taking care of home and family
- Not working - student
- Not working - on temporary layoff from a job
- Not working - looking for work
- Not working - disabled
- Not working - retired
- Not working - not looking for work
- Not working - other

Is your spouse or partner able to work from home with their current job?

- Yes, they can work full time at home
- Yes, they can work part time at home
- No, they cannot work at home
- Other (please explain) _____

End of Block: Spouse Employment

Start of Block: Modern Sexism Scale

Please tell us to what extent you agree or disagree with the following statements. Remember that there is no right or wrong answer, we simply want to know your opinion.

Discrimination against women is no longer a problem in the United States

- Strongly Agree
 - Somewhat Agree
 - Neither agree nor disagree
 - Somewhat Disagree
 - Strongly Disagree
-

Many women are actually seeking special favors, such as hiring policies that favor them over men, under the guise of asking for “equality”

- Strongly Agree
 - Somewhat Agree
 - Neither agree nor disagree
 - Somewhat Disagree
 - Strongly Disagree
-

Feminists are making entirely reasonable demands of men

- Strongly Agree
 - Somewhat Agree
 - Neither agree nor disagree
 - Somewhat Disagree
 - Strongly Disagree
-

Most women interpret innocent remarks or acts as being sexist

- Strongly Agree
- Somewhat Agree
- Neither agree nor disagree
- Somewhat Disagree
- Strongly Disagree

End of Block: Modern Sexism Scale

Start of Block: PID

Generally speaking, do you think of yourself as a...

- Republican
 - Democrat
 - Independent
-

Would you call yourself a...

- Strong Republican
 - Not very strong Republican
-

Would you call yourself a...

- Strong Democrat
 - Not very strong Democrat
-

Do you think of yourself as closer to the Republican or Democratic party?

- Republican
- Democratic
- Neither

End of Block: PID

Start of Block: Political Views

Below is a 7-point scale on which the political views that people might hold are arranged from extremely liberal to extremely conservative. Where would you place yourself on this scale?

- 1. Extremely Liberal
 - 2. Liberal
 - 3. Somewhat Liberal
 - 4 .Moderate, Middle of Road
 - 5. Slightly Conservative
 - 6. Conservative
 - 7. Extremely Conservative
-

Who did you vote for in the 2016 presidential election?

- Hillary Clinton, the Democrat
 - Donald Trump, the Republican
 - Other
 - Did not Vote
-

How often do you pay attention to what's going on in government and politics?

- Always
- Most of the time
- About half of the time
- Some of the time
- Never

End of Block: Political Views

Start of Block: Attention Check 2

For our research, careful attention to survey questions is critical! To show that you are paying attention please select "I have a question."

- I understand
- I do not understand
- I have a question

End of Block: Attention Check 2

Start of Block: Conjoint Randomization 1

We will now show you 4 scenarios involving hypothetical profiles of couples with information on how they divide up household chores and childcare in their households and their plans for childcare in the coming months. Please read through these profiles carefully. We will then ask you to pick which couple's situation you'd most prefer to be in yourself.

EXAMPLE SCENARIO

Couple A	Couple B
Sue and Jim have two young children	Ann and Bill have two young children
She is currently [not working a job/working a job and earning 50k/working a job and earning 100k]	She is currently [not working a job/working a job and earning 50k/working a job and earning 100k]
He is currently [not working a job/working a job and earning 50k/working a job and earning 100k]	He is currently [not working a job/working a job and earning 50k/working a job and earning 100k]
She spends [much more/about the same/much less] time than him on household chores and childcare in the home	She spends [much more/about the same/much less] time than him on household chores and childcare in the home
He [rarely/sometimes/regularly] pitches in with the cooking, cleaning and childcare	He [rarely/sometimes/regularly] pitches in with the cooking, cleaning and childcare
The couple has [determined that there are no childcare options available/ has at least one childcare option available to them] in the coming months	The couple has [determined that there are no childcare options available/ has at least one childcare option available to them] in the coming months

If you had to choose one of the situations to be in personally, which would you prefer?

- Couple 1
 - Couple 2
-

How FAIR do you think Couple 1's situation is?

- Very fair
 - Somewhat fair
 - Neither fair nor unfair
 - Somewhat unfair
 - Very unfair
-

How FAIR do you think Couple 2's situation is?

- Very fair
 - Somewhat fair
 - Neither fair nor unfair
 - Somewhat unfair
 - Very unfair
-

Start of Block: Childcare options

Prior to the COVID-19 pandemic, which of the following childcare arrangements were you using for your children. You can select as many as apply:

- Care by family member
 - Day care or preschool
 - Nanny or babysitter
 - Something else, specify: _____
 - None of the above
-

Since March 1, 2020 did you at any point completely lose access to, or have reduced access to any of these options for childcare? You can select as many as apply: Lost access, or had reduced access to:

- Care by a family member
 - Day care or preschool
 - Nanny or babysitter
 - Something else, specify: _____
 - None of the above
-

Have you since regained access to the care provided by a **family member**?

- Yes, fully
- Yes, partially regained access
- No, have not regained access

Have you since regained access to the care provided by a **daycare or preschool**?

- Yes, fully
- Yes, partially regained access
- No, have not regained access

Have you since regained access to the care provided by a **nanny or babysitter**?

- Yes, fully
- Yes, partially regained access
- No, have not regained access

End of Block: Childcare options

Start of Block: Current Covid Situation - Descriptive Questions

Are daycares in your area currently completely closed, using a hybrid model, or open?

- Completely closed
- Open for a limited number of hours a day or days a week
- Completely open
- I don't know the current daycare policy
- Other (specify) _____

Are K-12 schools in your area planning to use or currently using a completely online model, using a partially online/hybrid model, or completely open for in person classes this Fall?

- Completely online
- Partially online/partially in person hybrid model
- Completely open for in person classes
- I don't know the current K-12 school policy
- Other (specify) _____

Do you agree or disagree that K-12 schools should fully open for in-person classes this Fall?

- Strongly disagree
- Somewhat disagree
- Neither agree nor disagree
- Somewhat agree
- Strongly agree

If daycare centers and or/K-12 schools do not reopen or have to close again due to public health concerns, which of the following do you anticipate? Check as many as apply.

- I will change my work schedule or take time off work
- My spouse/partner will change their work schedule or take time off work
- We will rely more on relatives or friends to help out with childcare
- We will hire extra help like a nanny or babysitter
- None of the above

If K-12 schools do not open for in person or go to a hybrid model in the Fall, who will be the person **primarily responsible** for supervising the children with online schooling or learning at home?

- I will be primarily responsible
- My partner or spouse will be primarily responsible
- My partner and I will be equally responsible
- A family member or friend will be primarily responsible
- Hired help (e.g. a nanny) will be primarily responsible
- Some else will be primarily responsible (please elaborate)

If daycares, preschools, and/or K-12 schools do not open for in person in the Fall, how will this affect your family?

How have the stay-at-home orders or daycare/school closures affected your life?

End of Block: Current Covid Situation - Descriptive Questions

Start of Block: Attention Check 3

In the grid below there are a series of statements. Let us know if you agree or disagree with each statement.

	Strongly disagree	Somewhat disagree	Neither agree nor disagree	Somewhat agree	Strongly agree
The federal government should raise the minimum wage to \$15	<input type="radio"/>	<input type="radio"/>	<input type="radio"/>	<input type="radio"/>	<input type="radio"/>
Two is greater than one	<input type="radio"/>	<input type="radio"/>	<input type="radio"/>	<input type="radio"/>	<input type="radio"/>
Obama was the first President of the United States	<input type="radio"/>	<input type="radio"/>	<input type="radio"/>	<input type="radio"/>	<input type="radio"/>

End of Block: Attention Check 3

Start of Block: Housework and Chores

We understand that due to the COVID-19 pandemic, responsibilities at home for many people are changing quickly.

What best describes the amount of time you are currently spending on **household chores** (e.g. cooking, cleaning) excluding childcare compared to how much time you were spending on **January 1st 2020, before the COVID-19 pandemic?**

- I am spending much less time on these chores now
- I am spending a little less time on these chores now
- I am spending about the same time on these chores now (you may choose this if you were not spending any before and are still not)
- I am spending a little more time on these chores now
- I am spending much more time on these chores now

What best describes the amount of time you are currently spending on **childcare** compared to how much time you were spending on January 1st 2020, before the COVID-19 pandemic?

- I am spending much less time on childcare now
- I am spending a little less time on childcare now
- I am spending about the same time on childcare now (you may choose this if you were not doing any before and are still not doing any)
- I am spending a little more time on childcare now
- I am spending a lot more time on childcare now

What percentage of household chores (excluding childcare responsibilities) are the following people **currently** doing? [must add to 100 percent]

_____ You, yourself
_____ Spouse/partner
_____ Another family member or family friend
_____ Hired help
_____ Other

What percentage of household chores (excluding childcare responsibilities) were the following people doing **on January 1st 2020, before the COVID-19 pandemic?** [must add to 100 percent]

_____ You, yourself
_____ Spouse/partner
_____ Another family member or family friend
_____ Hired help
_____ Other

What percentage of childcare tasks in your household are the following people **currently** doing? [must add to 100 percent]

- _____ You, yourself
- _____ Spouse/partner
- _____ Another family member or family friend
- _____ Hired help
- _____ Other

What percentage of childcare tasks in your household were the following people doing **on January 1st 2020, before the COVID-19 pandemic?** [must add to 100 percent]

- _____ You, yourself
- _____ Spouse/partner
- _____ Another family member or family friend
- _____ Hired help
- _____ Other

End of Block: Housework and Chores

Start of Block: Perceptions of Fairness of Household and Childcare Responsibilities

Do you think the **current** division of household chores and childcare responsibilities in your household is fair or unfair?

- Extremely fair
- Somewhat fair
- Neither unfair nor fair
- Somewhat unfair
- Extremely unfair

Do you think the division of household chores and childcare responsibilities in your household **on January 1st 2020, before the COVID-19 pandemic** was fair or unfair?

- Extremely fair
- Somewhat fair
- Neither unfair nor fair
- Somewhat unfair
- Extremely unfair

End of Block: Perceptions of Fairness of Household and Childcare Responsibilities

Start of Block: Gender Norms

Do you agree or disagree with the following statements?

When the economy is bad and there are a limited number of jobs available, men with families should be given a preference for jobs first before women who have husbands that can provide for them.

- Strongly disagree
 - Somewhat disagree
 - Neither agree nor disagree
 - Somewhat agree
 - Strongly agree
-

It is better for a family as a whole if the man is the primary earner who works outside of the home and the woman takes care of the home and family.

- Strongly disagree
 - Somewhat disagree
 - Neither agree nor disagree
 - Somewhat agree
 - Strongly agree
-

It would be better if my spouse/partner and I followed more traditional gender norms, where the man works full time and the woman takes care of the home and family.

- Strongly disagree
- Somewhat disagree
- Neither agree nor disagree
- Somewhat agree
- Strongly agree

End of Block: Gender Norms

Start of Block: Policy Questions

Do you agree or disagree that the United States should increase spending on publicly provided childcare?

- Strongly disagree
 - Somewhat disagree
 - Neither agree nor disagree
 - Somewhat agree
 - Strongly agree
-

Do you agree or disagree that the United States should implement paid family leave in all states?

- Strongly disagree
 - Somewhat disagree
 - Neither agree nor disagree
 - Somewhat agree
 - Strongly agree
-

What do you think the government and employers should do, if anything, to help families who are unable to find open, safe, and affordable childcare or daycare options?

End of Block: Policy Questions

Start of Block: Demographics at the end of survey

The last part of this survey consists of simple background questions. Please answer honestly and remember that all of your responses are confidential.

What is the highest level of education you have received?

- Less than high school
- High school graduate
- Some college
- Associates degree
- Bachelors degree
- Masters degree
- Professional degree (ex: JD, MBA, MD)
- Doctorate

Which racial or ethnic groups best describe you? (you may indicate more than one)

- White
- Black or African American
- Hispanic or Latino
- Asian or Asian American
- Native American
- Middle Eastern
- Other

In which state do you live?

▼ Alabama ... I do not reside in the United States

What best describes the area where you live?

- Urban
- Suburban
- Rural

How long have you lived in the United States?

- 1-3 years
- 3-5 years
- 5-10 years
- 10+ years
- Entire life

End of Block: Demographics at the end of survey

Start of Block: Income

What was **your total individual income** for the year 2019 before taxes?

This only includes income that you were responsible for in your household. This does not include income from your spouse or partner.

Count income before taxes from all sources (such as wages, salaries, tips, net income from a business, interest, dividends, child support, alimony, and Social Security, public assistance,

pensions, or retirement benefits)

- Under \$10,000
 - \$10,000 to \$20,000
 - \$20,000 to \$30,000
 - \$30,000 to \$40,000
 - \$40,000 to \$50,000
 - \$50,000 to \$60,000
 - \$60,000 to \$70,000
 - \$70,000 to \$80,000
 - \$80,000 to \$90,000
 - \$90,000 to \$100,000
 - \$100,000 to \$150,000
 - Over \$150,000
-

What was **your spouse or partner's total individual income** for the year 2019 before taxes?

Count income before taxes from all sources (such as wages, salaries, tips, net income from a business, interest, dividends, child support, alimony, and Social Security, public assistance, pensions, or retirement benefits)

- Under \$10,000
- \$10,000 to \$20,000
- \$20,000 to \$30,000
- \$30,000 to \$40,000
- \$40,000 to \$50,000
- \$50,000 to \$60,000
- \$60,000 to \$70,000
- \$70,000 to \$80,000
- \$80,000 to \$90,000
- \$90,000 to \$100,000
- \$100,000 to \$150,000
- Over \$150,000

Page Break

What was your **total household income** for the year 2019 before taxes?

Please include your individual income plus the income of all members living in your household (including cohabiting partners, armed forces members living at home, and dependents but excluding roommates)

Count income before taxes from all sources (such as wages, salaries, tips, net income from a business, interest, dividends, child support, alimony, and Social Security, public assistance, pensions, or retirement benefits)

- Under \$10,000
- \$10,000 to \$20,000
- \$20,000 to \$30,000
- \$30,000 to \$40,000
- \$40,000 to \$50,000
- \$50,000 to \$60,000
- \$60,000 to \$70,000
- \$70,000 to \$80,000
- \$80,000 to \$90,000
- \$90,000 to \$100,000
- \$100,000 to \$150,000
- Over \$150,000

End of Block: Income

C Sample Demographics

Table A1: Summary statistics for the sample of 1,938 parents in heterosexual partnerships at least 1 child under 12 years recruited through Lucid Marketplace

	Proportion or Mean
Demographics	
Female	0.51
Average Age	37
Bachelor's Degree or Higher	0.64
Race and Ethnicity (Could Choose Multiple)	
White	0.84
Black or African American	0.06
Hispanic or Latino	0.07
Asian or Asian American	0.05
American Indian or Alaska Native	0.02
Other	0.01
Household Income	
Under \$20,000	0.08
\$20,000 - \$50,00	0.17
\$50,000 - \$100,000	0.33
\$100,000 - \$150,000	0.20
\$150,000 and above	0.22
Employment	
Working Full Time	0.68
Working Part Time	0.07
Homemaker	0.18
Not working & looking for work	0.02
Not working & not looking for work	0.01
Not working & student	0.01
Not working & disabled	0.01
Not working & retired or other	0.01
Temporarily laid off	0.01
Political Affiliation	
Democrat	0.30
Republican	0.46
Independent	0.24