

Appendix

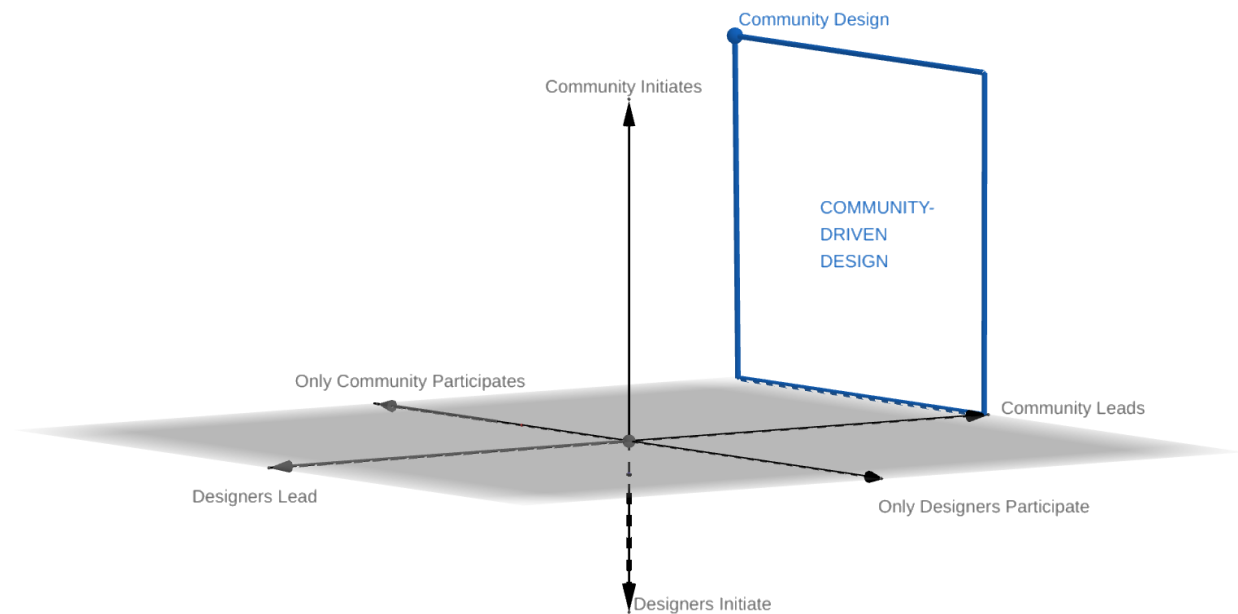


Figure 1. *Community design & community-driven design.* Community design is research and design that only involves community members and is initiated and fully led by community members, the upper left point in Appendix Figure 1. Community-driven design fully involves and is fully led by community members. However, it may vary in the amount of partial designer participation and partial designer initiation, creating the rectangle in Appendix Figure 1. For simplicity, I am only depicting the upper (community initiated) half of this 3D participation space. The community-driven design rectangle is also reflected below the plane; in other words, it is possible, though less common, for a community-driven design project to be initiated or incited by designers or a design organization.

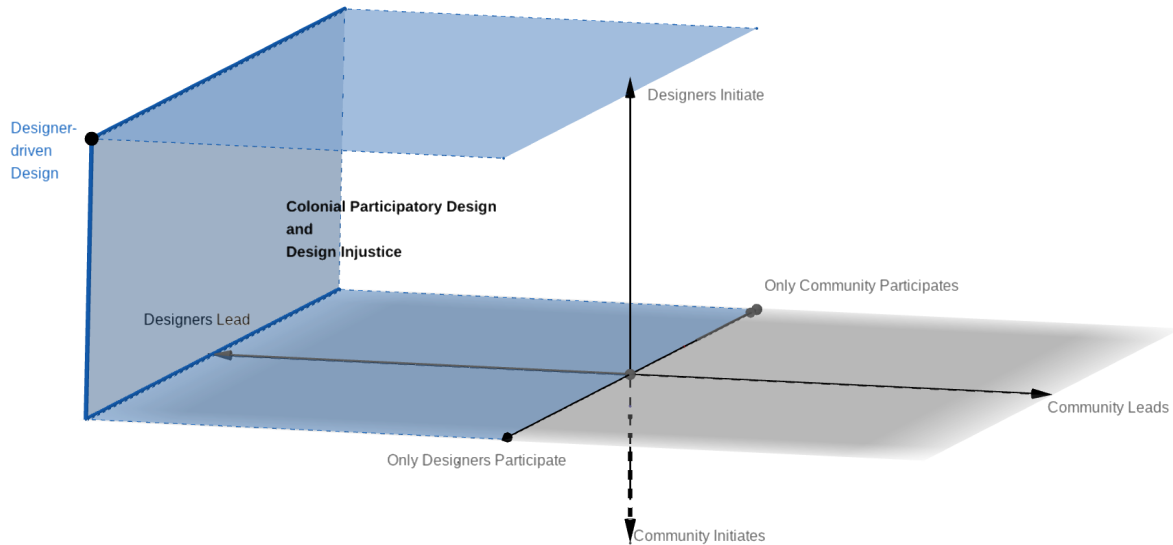


Figure 2. *Colonial participatory design and design injustice.* Colonial Participatory Design (CPD) is represented by the open volume in Appendix Figure 2. Notice the front and back faces of the CPD volume, representing the 2D planes for “Only Designers Participate” and “Only Community Participates,” are not filled in because participation of only designers is not participatory and participation of only community members is not colonial, or favoring the designers over the community. The right side of the open volume is also missing (representing equal co-leadership) because equal co-leadership is also not colonial. We call designer-initiated, designer-led design with only designers, designer-driven design, the top left point in Appendix Figure 2. Again, it is possible for designers to take over the design process after community members initiate it so the open volume in Appendix Figure 2 is also reflected in the bottom half (“Community Initiates”) of the 3D space below the plane. I only show the top half to simplify the diagram.

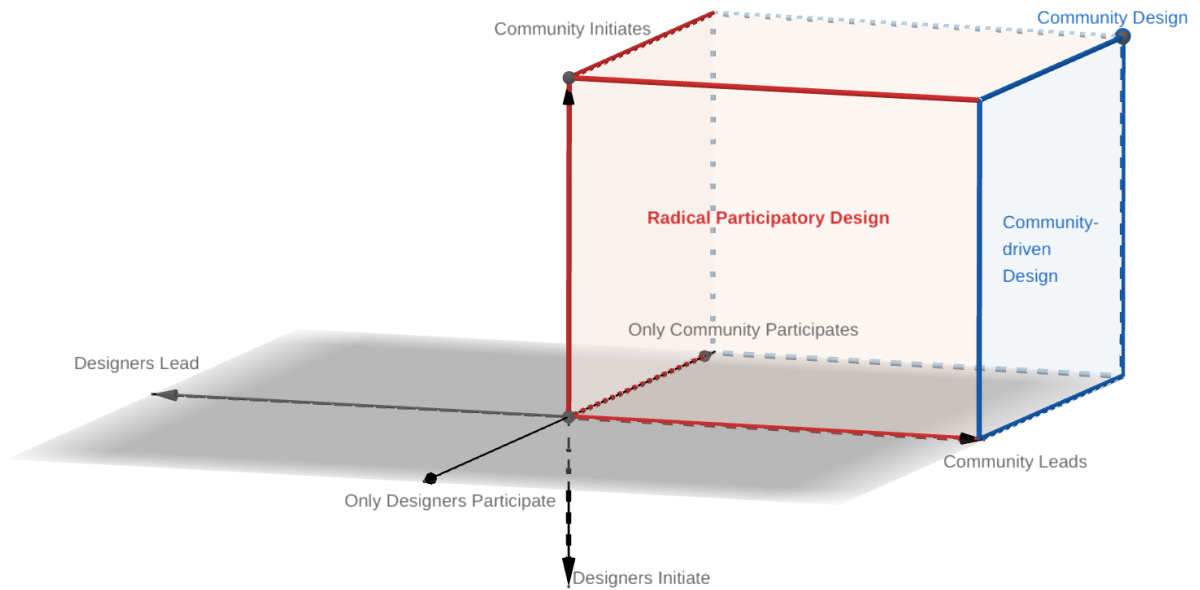


Figure 3. *Radical participatory design: Community initiates.* In Appendix Figure 3, the open-faced cube representing RPD, which includes the 2D Community-driven Design face, lacks one side because when only the community participates, the community automatically fully leads. Again, this cube is reflected downwards for designer-initiated projects that become RPD. In Appendix Figure 3, I omit the bottom half below the plane to simplify the diagram. However, I show the bottom half in Appendix Figure 4.

