

## Internet Appendix

### IA.1 Welch's $t$ -tests of no difference between LE at ages 50 and 70 using smoothed death rates

Table IA.1: Welch's  $t$ -test of no difference between life expectancies at age 50 for female (upper panel) and male (lower panel)

<b>Female</b>				
	Married	Widowed	Divorced	Never married
Married		7.88 (0.0000)	112.20 (0.0000)	11.70 (0.0000)
Widowed-cohab	0.45 (0.6528)	6.02 (0.0000)	87.03 (0.0000)	8.92 (0.0000)
Divorced-cohab	4.18 (0.0000)	1.91 (0.0617)	84.4982 (0.0000)	4.65 (0.0000)
NM-cohab	2.07 (0.0421)	4.63 (0.0000)	93.14 (0.0000)	7.71 (0.0000)
<b>Male</b>				
	Married	Widowed	Divorced	Never married
Married		10.04 (0.0000)	74.20 (0.0000)	13.83 (0.0000)
Widowed-cohab	-0.09 (0.9308)	8.44 (0.0000)	58.55 (0.0000)	11.26 (0.0000)
Divorced-cohab	3.15 (0.0024)	4.67 (0.0000)	54.04 (0.0000)	7.24 (0.0000)
NM-cohab	1.94 (0.0557)	6.87 (0.0000)	63.19 (0.0000)	9.96 (0.0000)

Note: Life expectancies are based on 5-year age interval death rates smoothed over the year dimension.

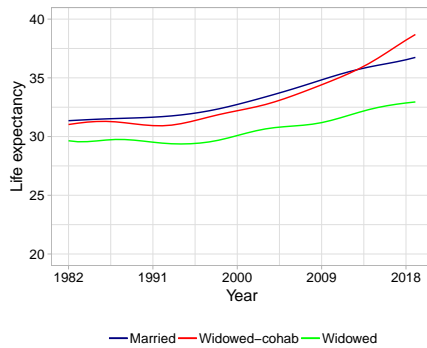
Table IA.2: Welch's  $t$ -test of no difference between life expectancies at age 70 for female (upper panel) and male (lower panel)

<b>Female</b>				
	Married	Widowed	Divorced	Never married
Married		6.25 (0.0000)	87.46 (0.0000)	10.09 (0.0000)
Widowed-cohab	-1.45 (0.1514)	6.42 (0.0000)	63.92 (0.0000)	9.11 (0.0000)
Divorced-cohab	3.42 (0.0010)	1.93 (0.0582)	77.39 (0.0000)	5.11 (0.0000)
NM-cohab	-0.71 (0.4785)	7.04 (0.0000)	87.14 (0.0000)	10.90 (0.0000)
<b>Male</b>				
	Married	Widowed	Divorced	Never married
Married		6.77 (0.0000)	55.91 (0.0000)	9.62 (0.0000)
Widowed-cohab	-0.77 (0.4421)	6.61 (0.0000)	45.63 (0.0000)	8.83 (0.0000)
Divorced-cohab	2.72 (0.0081)	2.83 (0.0064)	43.01 (0.0000)	4.83 (0.0000)
NM-cohab	0.97 (0.3372)	5.85 (0.0000)	57.25 (0.0000)	8.74 (0.0000)

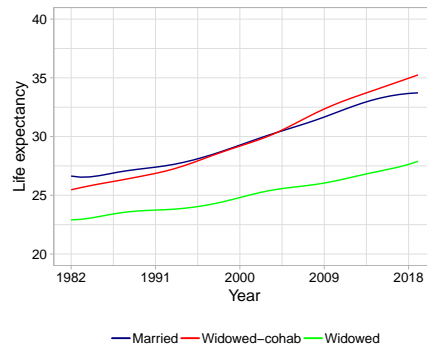
Note: Life expectancies are based on 5-year age interval death rates smoothed over the year dimension.

## IA.2 Life expectancies at age 50 and 70 based on smoothed death rates

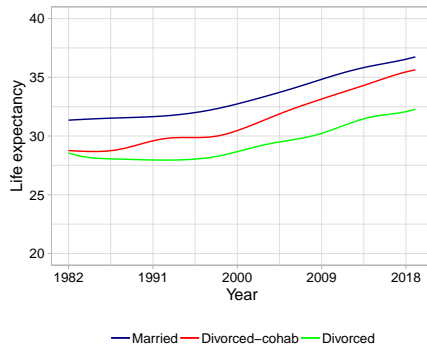
Figure IA.1: Life expectancies at age 50



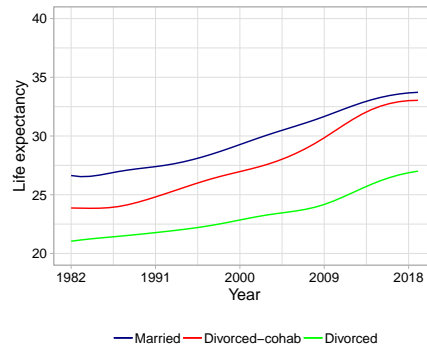
(a) Female LE for married, widowed, and cohabiting-widowed



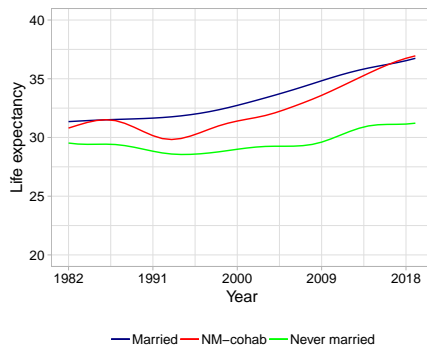
(b) Male LE for married, widowed, and cohabiting-widowed



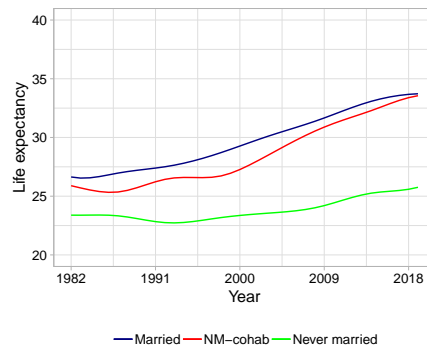
(c) Female LE for married, divorced, and cohabiting-divorced



(d) Male LE for married, divorced, and cohabiting-divorced



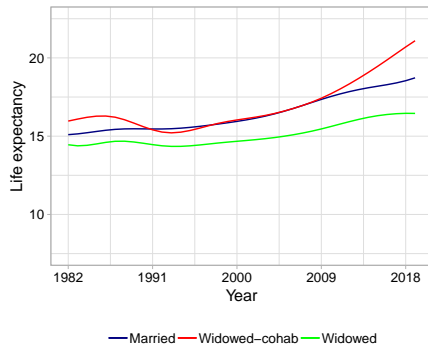
(e) Female LE for married, never married, and cohabiting-never married



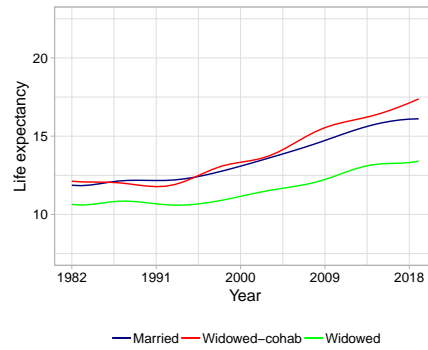
(f) Male LE for married, never married, and cohabiting-never married

Note: Life expectancies are based on 5-year age interval death rates smoothed over the year dimension.

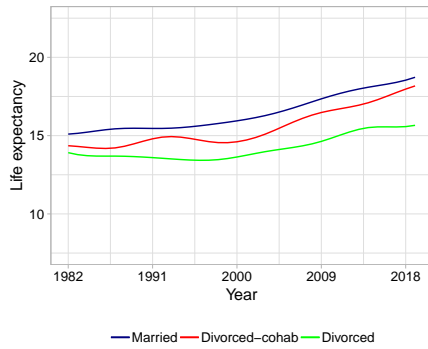
Figure IA.2: Life expectancies at age 70



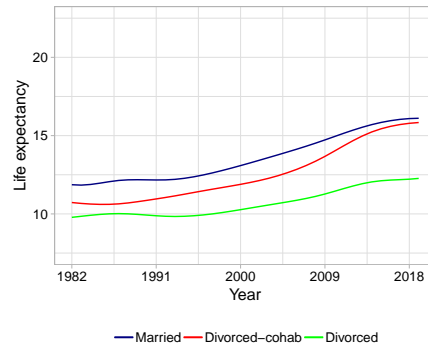
(a) Female LE for married, widowed, and cohabiting-widowed



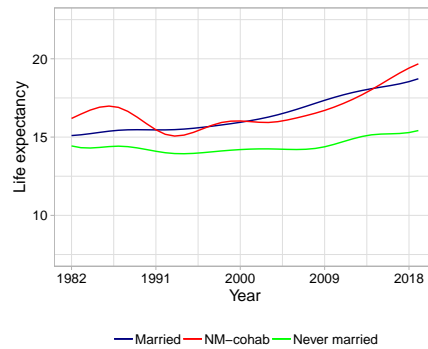
(b) Male LE for married, widowed, and cohabiting-widowed



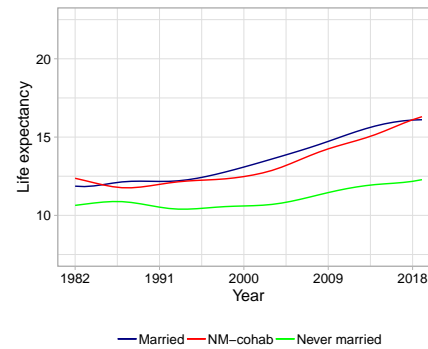
(c) Female LE for married, divorced, and cohabiting-divorced



(d) Male LE for married, divorced, and cohabiting-divorced



(e) Female LE for married, never married, and cohabiting-never married

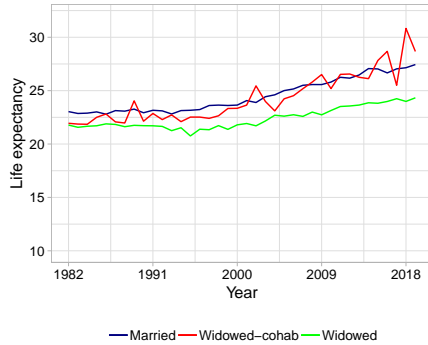


(f) Male LE for married, never married, and cohabiting-never married

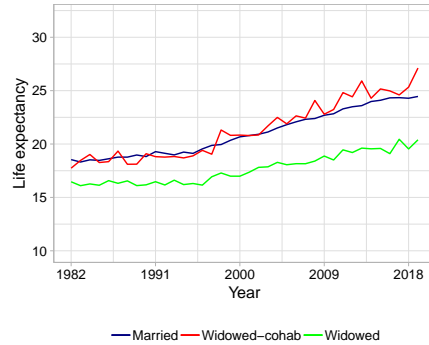
Note: Life expectancies are based on 5-year age interval death rates smoothed over the year dimension.

### IA.3 Life expectancies at ages 60 and 80 based on actual death rates

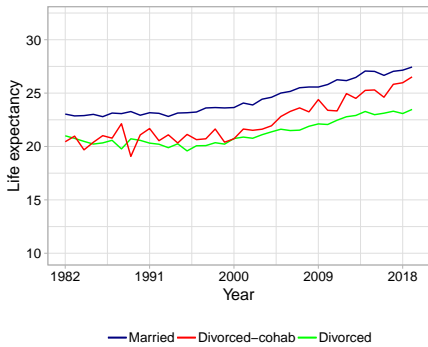
Figure IA.3: Life expectancies at age 60



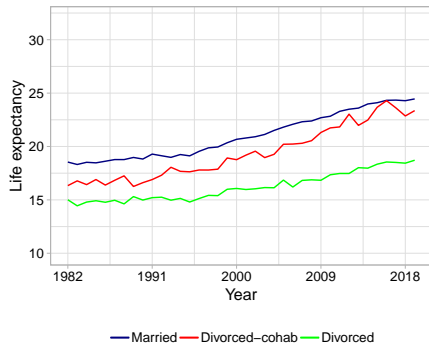
(a) Female LE for married, widowed, and cohabiting-widowed



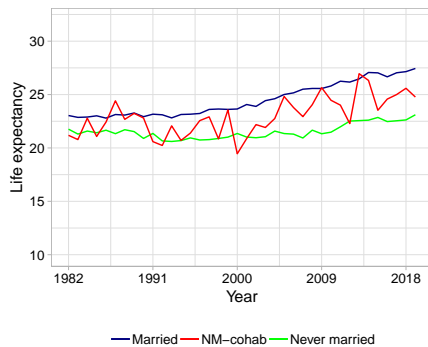
(b) Male LE for married, widowed, and cohabiting-widowed



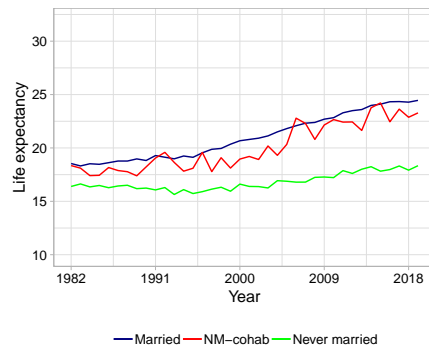
(c) Female LE for married, divorced, and cohabiting-divorced



(d) Male LE for married, divorced, and cohabiting-divorced



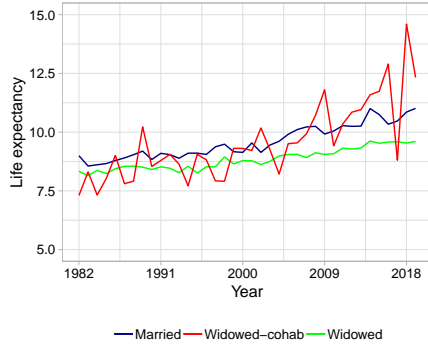
(e) Female LE for married, never married, and cohabiting-never married



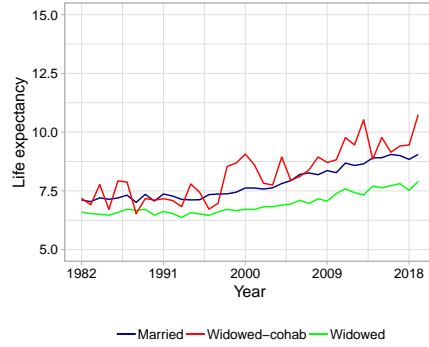
(f) Male LE for married, never married, and cohabiting-never married

Note: Life expectancies are based on 5-year age interval death rates.

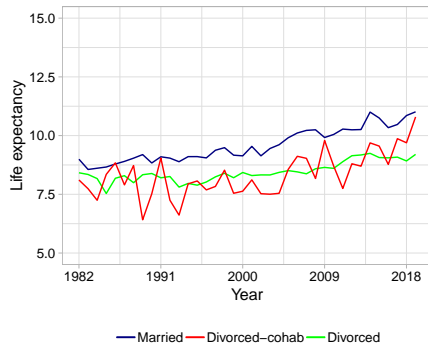
Figure IA.4: Life expectancies at age 80



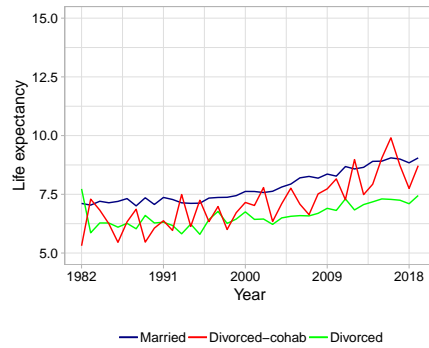
(a) Female LE for married, widowed, and cohabiting-widowed



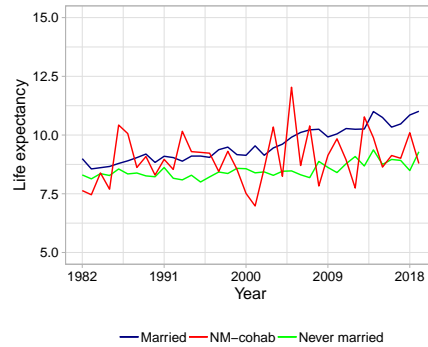
(b) Male LE for married, widowed, and cohabiting-widowed



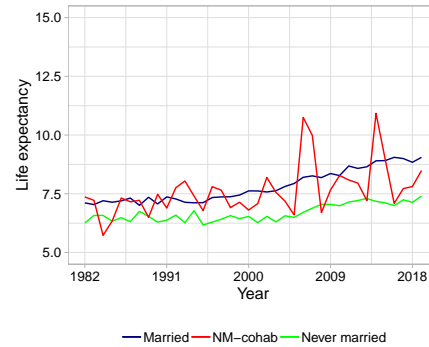
(c) Female LE for married, divorced, and cohabiting-divorced



(d) Male LE for married, divorced, and cohabiting-divorced



(e) Female LE for married, never married, and cohabiting-never married



(f) Male LE for married, never married, and cohabiting-never married

Note: Life expectancies are based on 5-year age interval death rates.