

Online data supplement

**Table DS1** Internal consistency of TESS subscales

TESS Subscale	TESS Parts			
	Part 1	Part 2	Part 3	
	Previous item <i>n</i> and <i>Cronbach's α</i>	Previous item <i>n</i> and <i>Cronbach's α</i>	Previous item <i>n</i> and <i>Cronbach's α</i>	
Positive reinforcement	4 items .77	4 items .83		
Extinction	4 items .76	4 items .71		
Communication, honesty & genuineness	3 items .71	4 items .70		
Safety	4 items .78	4 items .68		
Belongingness & shared responsibility	4 items .75	4 items .80		
Compassion	9 items .92	9 items .88		
Inconsistency in behaviour	3 items .86	3 items .68		
Accommodation	6 items .69	6 items .73		
High expressed emotion	3 items .77	3 items .76		
Focus on goals and tasks				5 items .86
Activity				4 items .63
Democracy and influence				4 items .76
Boundaries				5 items .57

**Table DS2** Test-retest reliability of the TESS based on a subgroup of 15 participants

TESS Subscale	TESS Part		
	Part 1	Part 2	Part 3
Positive reinforcement	.66**	.70**	
Extinction	.67**	.69**	
Communication, honesty & genuineness	.84**	.64*	
Safety	.84**	.89**	
Belongingness & shared responsibility	.81**	.64*	
Compassion	.81**	.81**	
Inconsistency in behaviour	.84**	0.42	
Accommodation	.76**	.73**	
High expressed emotion	0.48	.54*	
Focus on goals and tasks			.82**
Democracy and influence			.95**

**Table DS3** Convergent validity of each TESS subscale with the Good Milieu Index and the EssenCES

TESS part	TESS subscales	Good Milieu Index (Total)	Patient's cohesion	EssenCES subscales		EssenCES total
				Experienced safety	Therapeutic hold	
Part 1 – Relationship with staff	Positive reinforcement	.52**	.34**	.33**	.62**	.55**
	Extinction	.50**	.39**	.43**	.67**	.65**
	Communication, honesty & genuineness	.50**	.29**	.16	.56**	.45**
	Safety	.52**	.31*	.30**	.56**	.50**
	Belongingness & shared responsibility	.56**	.38**	.40**	.69**	.63**
	Compassion	.62**	.42**	.36**	.71**	.64**
	Inconsistency in behaviour	-.48**	-.31**	-.37**	-.44**	-.47**
	Accommodation	-.31**	-.38**	-.39**	-.42**	-.48**
	High expressed emotion	-.40**	-.35**	-.52**	-.60**	-.63**
Part 2 – Relationship with other members	Positive reinforcement	.46**	.47**	.27*	.35**	.45**
	Extinction	.25*	.42**	.36**	.20	.41**
	Communication, honesty & genuineness	.47**	.50**	.35*	.31**	.46**
	Safety	.50**	.42**	.47**	.36**	.52**
	Belongingness & shared responsibility	.48**	.56**	.51**	.38**	.61**
	Compassion	.50**	.55**	.39**	.41**	.58**
	Inconsistency in behaviour	-.19	-.30**	-.50**	-.16	-.37**
	Accommodation	-.13	-.14	-.28**	-.27**	-.29**
	High expressed emotion	-.36**	-.35**	-.53**	-.52**	-.58**
Part 3 – Own behaviour	Focus on goals and tasks	.42**	.38**	.30**	.40**	.46**
	Activity	.60**	.48**	.28**	.53**	.55**
	Democracy and influence	.57**	.52**	.33**	.54**	.60**

**Table DS4** TESS part 1 (relationship with staff) subscale comparisons between settings

Part 1 TESS subscales – Relationship with staff	Anxiety Disorders Residential Unit <i>Mean (SD)</i>	Therapeutic Community <i>Mean (SD)</i>	In-patient Unit <i>Mean (SD)</i>	Comparison ( $\alpha = 0.05$ ) <i>H, (df), p</i>	Post-hoc tests ( $\alpha = 0.017$ )
					1. ADRU x Therapeutic community 2. ADRU x In-patient unit 3. In-patient unit x Therapeutic community
Positive reinforcement	<i>n</i> = 42 6.15 (0.78)	<i>n</i> = 25 5.45 (0.63)	<i>n</i> = 14 4.46 (1.41)	$H(2) = 26.77, p < .001$	1. $U = 230.00, Z = -3.85, p < .001, d = 1.07$ 2. $U = 74.00, Z = -4.19, p = .000, d = 1.35$ 3. $U = 258.50, Z = 2.46, p = .013, d = 0.86$
Extinction	5.85 (1.22)	4.60 (0.85)	4.27 (0.93)	$H(2) = 32.63, p < .001$	1. $U = 151.00, Z = -4.87, p < .001, d = 1.48$ 2. $U = 70.00, Z = -4.26, p = .000, d = 1.38$ 3. $U = 215.50, Z = 1.19, p = .239, d = 0.39$
Communication, honesty & genuineness	5.62 (1.06)	5.24 (0.97)	4.67 (0.76)	$H(2) = 13.61, p = .001$	1. $U = 378.00, Z = -1.92, p = .055, d = 0.48$ 2. $U = 106.50, Z = -3.57, p = .000, d = 1.09$ 3. $U = 238.50, Z = 1.87, p = .062, d = 0.63$
Safety	5.55 (1.37)	4.84 (1.21)	3.88 (1.08)	$H(2) = 17.80, p < .001$	1. $U = 330.00, Z = -2.54, p = .011, d = 0.65$ 2. $U = 92.50, Z = -3.83, p = .000, d = 1.19$ 3. $U = 250.00, Z = 2.20, p = .028, d = 0.75$
Belongingness & shared responsibility	6.05 (0.72)	5.23 (1.12)	4.59 (1.12)	$H(2) = 24.17, p < .001$	1. $U = 262.00, Z = -3.43, p = .001, d = 0.92$ 2. $U = 65.00, Z = -4.36, p = .000, d = 1.43$ 3. $U = 231.00, Z = 1.65, p = .105, d = 0.55$
Compassion	6.07 (0.93)	5.01 (1.01)	4.26 (1.24)	$H(2) = 31.86, p < .001$	1. $U = 190.50, Z = -4.34, p < .001, d = 1.25$ 2. $U = 50.50, Z = -4.62, p = .000, d = 1.57$ 3. $U = 237.50, Z = 1.83, p = .067, d = 0.61$
Inconsistency in behaviour	2.59 (1.36)	4.17 (1.36)	5.05 (1.42)	$H(2) = 28.89, p < .001$	1. $U = 845.00, Z = 4.17, p < .001, d = 1.18$ 2. $U = 524.00, Z = 4.38, p = .000, d = 1.44$ 3. $U = 117.50, Z = -1.70, p = .093, d = 0.57$
Accommodation	1.72 (0.61)	2.85 (0.83)	2.71 (0.71)	$H(2) = 32.52, p < .001$	1. $U = 898.00, Z = 4.86, p < .001, d = 1.48$ 2. $U = 520.00, Z = 4.31, p = .000, d = 1.41$ 3. $U = 221.00, Z = 1.35, p = .185, d = 0.44$
High expressed emotion	1.87 (0.84)	3.91 (1.30)	3.48 (1.36)	$H(2) = 36.25, p < .001$	1. $U = 960.00, Z = 5.67, p < .001, d = 1.92$ 2. $U = 487.00, Z = 3.69, p = .000, d = 1.13$ 3. $U = 200.00, Z = .736, p = .478, d = 0.24$

**Table DS5** TESS part 2 (relationship with non-staff members) subscale comparisons between settings

Part 2 TESS subscales – Relationship with non-staff	Anxiety Disorders Residential Unit <i>Mean (SD)</i>	Therapeutic Community <i>Mean (SD)</i>	In-patient Unit <i>Mean (SD)</i>	Comparison ( $\alpha = 0.05$ ) <i>H, (df), p</i>	Post-hoc tests ( $\alpha = 0.017$ ) 1. ADRU x Therapeutic community 2. ADRU x In-patient unit 3. In-patient unit x Therapeutic community
Positive reinforcement	<i>n</i> = 42 5.74 (1.01)	<i>n</i> = 25 5.20 (0.88)	<i>n</i> = 14 4.52 (1.17)	$H(2) = 17.26, p < .001$	1. $U = 303.00, Z = -2.89, p = .004, d = 0.75$ 2. $U = 107.00, Z = -3.56, p = .000, d = 1.08$ 3. $U = 238.50, Z = 1.87, p = .062, d = 0.63$
Extinction	5.04 (1.16)	4.03 (0.98)	4.02 (1.36)	$H(2) = 15.21, p < .001$	1. $U = 252.50, Z = -3.54, p < .001, d = 0.96$ 2. $U = 155.00, Z = -2.64, p = .008, d = 0.75$ 3. $U = 171.00, Z = -.118, p = .919, d = 0.04$
Communication, honesty & genuineness	5.37 (0.79)	4.67 (1.20)	4.88 (1.01)	$H(2) = 7.27, p = .026$	1. $U = 334.50, Z = -2.49, p = .013, d = 0.64$ 2. $U = 202.00, Z = -1.76, p = .078, d = 0.48$ 3. $U = 171.00, Z = -.118, p = .919, d = 0.04$
Safety	5.00 (1.23)	3.84 (1.13)	3.71 (1.22)	$H(2) = 17.12, p < .001$	1. $U = 240.50, Z = -3.60, p < .001, d = 0.98$ 2. $U = 130.50, Z = -3.03, p = .002, d = 0.89$ 3. $U = 185.50, Z = .309, p = .761, d = 0.10$
Belongingness & shared responsibility	5.80 (1.03)	4.82 (1.10)	4.41 (1.37)	$H(2) = 21.13, p < .001$	1. $U = 232.50, Z = -3.81, p < .001, d = 1.05$ 2. $U = 107.50, Z = -3.54, p = .000, d = 1.07$ 3. $U = 211.00, Z = .290, p = .303, d = 0.09$
Compassion	5.43 (1.01)	4.67 (0.98)	4.64 (1.03)	$H(2) = 12.37, p = .002$	1. $U = 284.00, Z = -3.13, p = .002, d = 0.83$ 2. $U = 163.50, Z = -2.47, p = .013, d = 0.70$ 3. $U = 187.50, Z = .714, p = .718, d = 0.23$
Inconsistency in behaviour	3.20 (1.28)	4.07 (1.10)	3.88 (1.38)	$H(2) = 8.38, p = .015$	1. $U = 738.50, Z = 2.79, p = .005, d = 0.73$ 2. $U = 380.00, Z = 1.64, p = .102, d = 0.45$ 3. $U = 190.50, Z = .457, p = .654, d = 0.15$
Accommodation	2.41 (1.09)	3.11 (0.86)	3.14 (1.09)	$H(2) = 13.36, p = .001$	1. $U = 779.50, Z = 3.31, p = .001, d = 0.88$ 2. $U = 425.00, Z = 2.48, p = .013, d = 0.70$ 3. $U = 181.50, Z = .191, p = .851, d = 0.06$
High expressed emotion	2.96 (1.31)	4.72 (1.41)	4.50 (1.15)	$H(2) = 25.21, p < .001$	1. $U = 860.50, Z = 4.37, p < .001, d = 1.26$ 2. $U = 486.50, Z = 3.66, p = .000, d = 1.12$ 3. $U = 204.00, Z = .852, p = .409, d = 0.28$

**Table DS6** TESS part 3 (own behaviour) subscale comparisons between settings

Part 3 TESS subscales – Own behaviour	Anxiety Disorders Residential Unit <i>Mean (SD)</i>	Therapeutic Community <i>Mean (SD)</i>	In-patient Unit <i>Mean (SD)</i>	Comparison ( $\alpha = 0.05$ ) <i>H, (df), p</i>	Post-hoc tests ( $\alpha = 0.017$ ) 1. ADRU x Therapeutic community 2. ADRU x In-patient unit 3. In-patient unit x Therapeutic community
	<i>n = 42</i>	<i>n = 25</i>	<i>n = 14</i>		
Focus on goals and tasks	5.96 (0.79)	5.02 (1.25)	4.90 (1.48)	$H(2) = 17.13, p < .001$	1. $U = 262.50, Z = -3.42, p = .001, d = 0.92$ 2. $U = 120.50, Z = -3.30, p = .001, d = 0.98$ 3. $U = 171.50, Z = -.103, p = .919, d = 0.03$
Activity	5.93 (0.75)	4.91 (1.24)	4.79 (0.96)	$H(2) = 26.46, p < .001$	1. $U = 135.00, Z = -3.04, p = .002, d = 0.89$ 2. $U = 148.00, Z = -4.91, p < .001, d = 0.92$ 3. $U = 158.00, Z = -.501, p = .663, d = 0.16$
Democracy and influence	5.31 (1.10)	4.20 (1.05)	3.71 (1.35)	$H(2) = 23.69, p < .001$	1. $U = 212.50, Z = -4.07, p < .001, d = 1.15$ 2. $U = 99.50, Z = -3.69, p = .000, d = 1.13$ 3. $U = 217.50, Z = 1.25, p = .216, d = 0.41$

**Table DS7** Comparisons between staff and non-staff behaviours at ADRU

TESS Subscale	TESS Part 1 - Relationships with staff	TESS Part 2 – Relationships with non-staff	Comparison ( $\alpha = 0.05$ ) $Z, p, d$
Positive reinforcement	6.15 (0.78)	5.74 (1.01)	$Z = -2.37, p = .018, d = 0.79$
Extinction	5.85 (1.22)	5.04 (1.16)	$Z = -3.80, p < .001, d = 1.45$
Communication, honesty & genuineness	5.62 (1.06)	5.37 (0.79)	$Z = -2.33, p = .020, d = 0.77$
Safety	5.55 (1.37)	5.00 (1.23)	$Z = -2.76, p = .006, d = 0.94$
Belongingness & shared responsibility	6.05 (0.72)	5.80 (1.03)	$Z = -1.58, p = .114, d = 0.50$
Compassion	6.07 (0.93)	5.43 (1.01)	$Z = -4.05, p < .001, d = 1.60$
Inconsistency in behaviour	2.59 (1.36)	3.20 (1.28)	$Z = -2.42, p = .016, d = 0.81$
Accommodation	1.72 (0.61)	2.41 (1.09)	$Z = -3.80, p < .001, d = 1.45$
High expressed emotion	1.87 (0.84)	2.96 (1.31)	$Z = -4.42, p < .001, d = 1.87$

**Table DS8** Comparisons between staff and non-staff behaviours at the therapeutic community

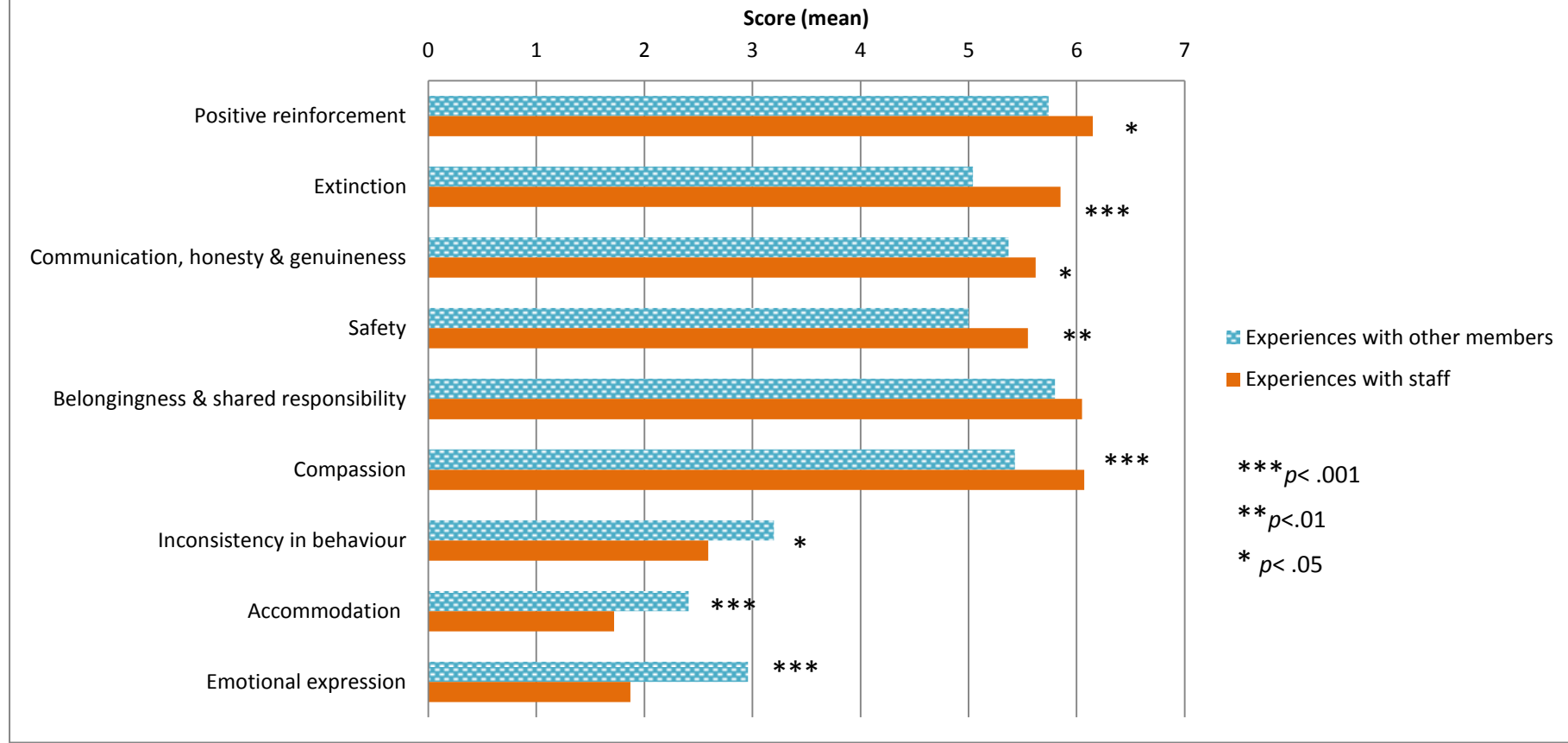
TESS Subscale	TESS Part 1 - Relationships with staff	TESS Part 2 – Relationships with non-staff	Comparison ( $\alpha = 0.05$ ) $Z, p, d$
Positive reinforcement	5.45 (0.63)	5.20 (0.88)	$Z = -1.87, p = .062, d = 0.80$
Extinction	4.60 (0.85)	4.03 (0.98)	$Z = -2.54, p = .011, d = 1.18$
Communication, honesty & genuineness	5.24 (0.97)	4.67 (1.20)	$Z = -1.49, p = .135, d = 0.62$
Safety	4.84 (1.21)	3.84 (1.13)	$Z = -3.08, p = .002, d = 1.56$
Belongingness & shared responsibility	5.23 (1.12)	4.82 (1.10)	$Z = -1.79, p = .074, d = 0.77$
Compassion	5.01 (1.01)	4.67 (0.98)	$Z = -1.19, p = .236, d = 0.49$
Inconsistency in behaviour	4.17 (1.36)	4.07 (1.10)	$Z = -.297, p = .767, d = 0.12$
Accommodation	2.85 (0.83)	3.11 (0.86)	$Z = -1.65, p = .100, d = 0.70$
High expressed emotion	3.91 (1.30)	4.72 (1.41)	$Z = -2.29, p = .022, d = 1.03$



**Table DS9** Comparisons between staff and non-staff behaviours at the in-patient unit

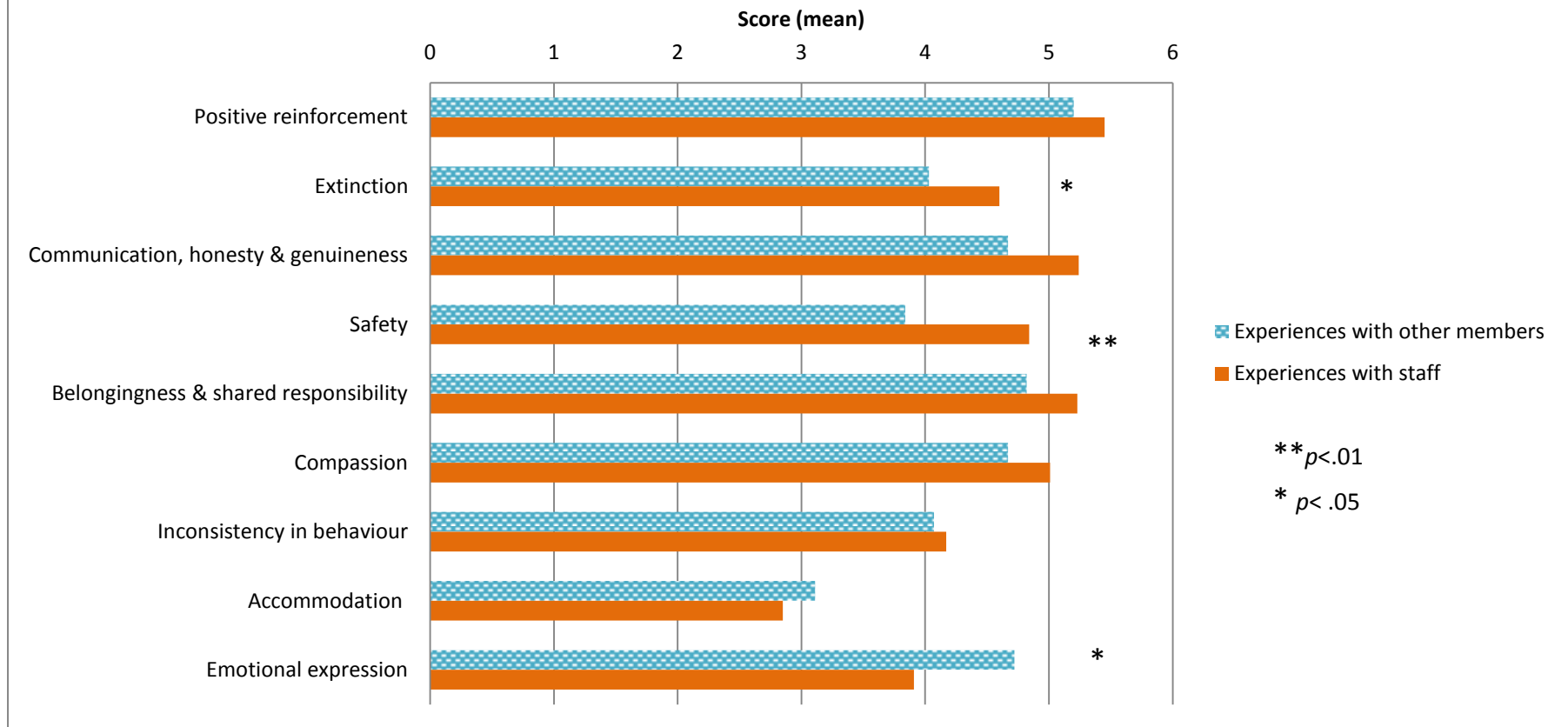
TESS Subscale	TESS Part 1 - Relationships with staff	TESS Part 2 – Relationships with non-staff	Comparison ( $\alpha = 0.05$ ) <i>Z, p, d</i>
Positive reinforcement	4.46 (1.41)	4.52 (1.17)	$Z = .000, p = 1.00, d = 0$
Extinction	4.27 (0.93)	4.02 (1.36)	$Z = -.881, p = .379, d = 0.48$
Communication, honesty & genuineness	4.67 (0.76)	4.88 (1.01)	$Z = -.504, p = .615, d = 0.27$
Safety	3.88 (1.08)	3.71 (1.22)	$Z = -1.02, p = .307, d = 0.57$
Belongingness & shared responsibility	4.59 (1.12)	4.41 (1.37)	$Z = -.625, p = .532, d = 0.29$
Compassion	4.26 (1.24)	4.64 (1.03)	$Z = -.595, p = .552, d = 0.32$
Inconsistency in behaviour	5.05 (1.42)	3.88 (1.38)	$Z = -2.83, p = .005, d = 2.31$
Accommodation	2.71 (0.71)	3.14 (1.09)	$Z = -1.61, p = .108, d = 0.95$
High expressed emotion	3.48 (1.36)	4.50 (1.15)	$Z = -2.60, p = .009, d = 1.93$

## Anxiety Disorders Residential Unit Other members vs. staff experiences



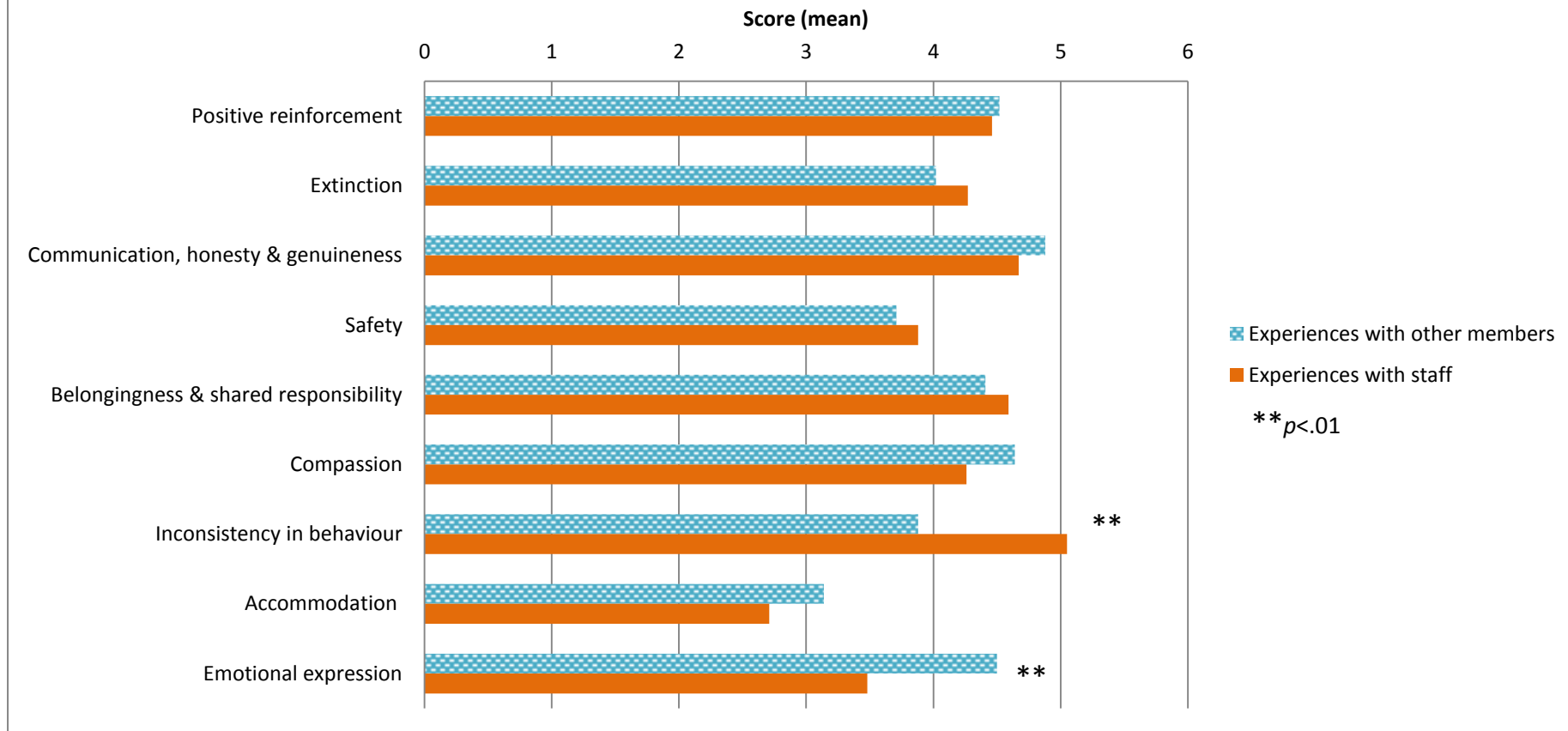
**Fig. DS1** Comparisons between participant experiences with staff and other members at the Anxiety Disorders Residential Unit

## Therapeutic Community Other members vs. staff experiences



**Fig. DS2** Comparisons between participant experiences with staff and other members at the therapeutic community

## In-patient Unit Other members vs. staff experiences



**Fig. DS3** Comparisons between participant experiences with staff and other members at the in-patient unit