

Participant's Name

Rank

School/College

Department

Email Address

Ideation Jam - Miro Template

Supplementary Figure 2

Wicked Problems

EXERCISE

Networking & Ideation

In small groups, we want you to envision the perfect research scenario: collaborators with diverse expertise, optimal resources, etc. What wicked problems or big ideas would you pursue?

DIRECTIONS

Directions

1. You will be paired with 2 - 4 other people to discuss wicked problems you would love to tackle.
2. Every five minutes, your partners will change to spark new conversations.

ACTIVITY

Discuss the following: **What wicked problem or big idea in (insert topic area) excites you?**

Sharing Your Big Ideas

EXERCISE

Sharing Big Ideas

We hope you had great conversations with your colleagues! Let's now share and capture all of your ideas.

DIRECTIONS


Directions

1. Share one or more of the wicked problems/big ideas you discussed with your colleagues.
2. We will capture your ideas on the sticky notes below.

ACTIVITY

What wicked problems or big ideas surfaced in your interactions?

Our Wicked Problems/Big Ideas



Brainwriting

EXERCISE

Brainwriting

Let's brainstorm ways that we can tackle our wicked problems/big ideas.

DIRECTIONS

Directions

1. Find your group number and work area below, either by clicking on the blue arrow to the right of the names, or by navigating down the miro board.
2. Find your column assignment.
3. You will have three minutes to write ideas on the sticky notes in this column.
4. When time is up, you will move to the column to **your right**. Read the ideas already posted and then start writing more of your own.

ACTIVITY

What collection of broad research topics would we need to pursue to address one or more of the wicked problems?

Independent Work Area Assignments (Alphabetical by First Name)

Group 1

Participant 1 →
Participant 2 →
Participant 3 →
Participant 4
Participant 5
Participant 6

Group 2

Participant 7 →
Participant 8 →
Participant 9 →
Participant 10
Participant 11
Participant 12

Group 3

Participant 13 →
Participant 14 →
Participant 15 →
Participant 16
Participant 17
Participant 18

Group 4

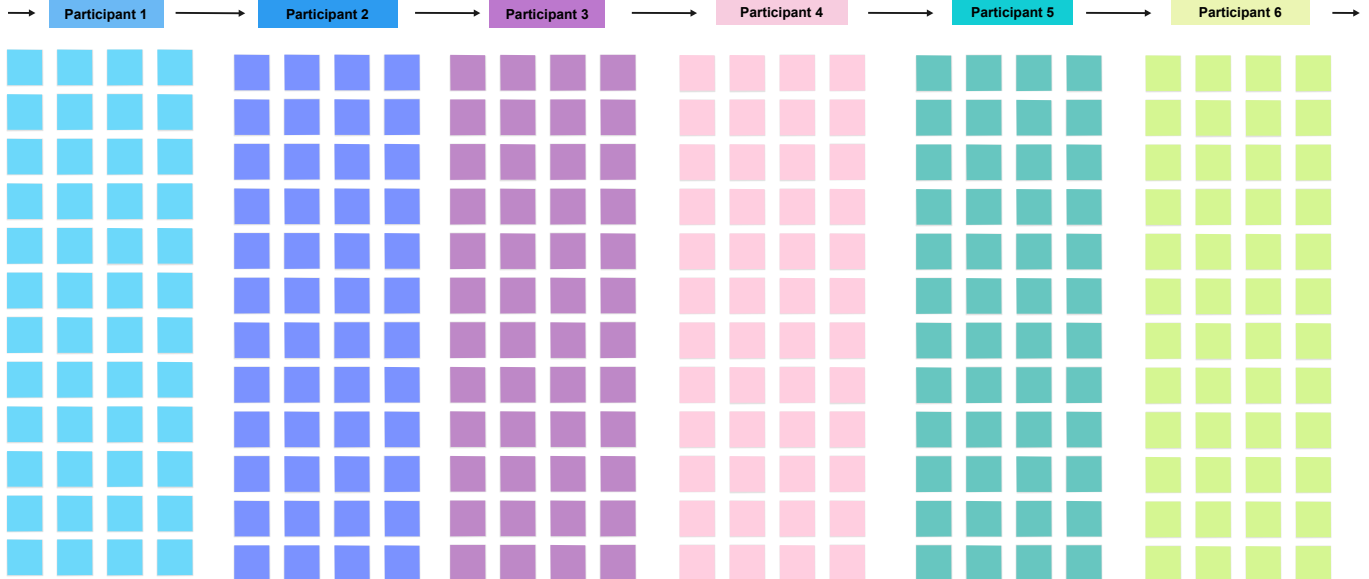
Participant 19 →
Participant 20 →
Participant 21 →
Participant 22
Participant 23
Participant 24

Group 5

Participant 25 →
Participant 26 →
Participant 27 →
Participant 28
Participant 29
Participant 30

Independent Work Areas - Brainwriting

Group 1



EXERCISE

Affinity Mapping

Let's start grouping all of our research topics and assigning overall themes for each cluster

DIRECTIONS

Directions

1. Please share your two favorite research topics with the group. You will move those sticky notes to the affinity map
2. Does anyone have a similar idea? Move your sticky note to the appropriate group
3. Repeat and attach themes as groupings emerge. All notes must be on the board!

Affinity Map

Add Themes and Move to Designated Cluster



Prioritizing Themes

EXERCISE

Voting on Research Themes

We are going to revisit our affinity map, and then you will prioritize themes by voting individually

DIRECTIONS

Directions

1. Take a few minutes to revisit the research themes and topics on the affinity map
2. Find your name and accompanying three red dots below
3. Use the Cut (control x) and Paste (control v) functions to move your dots to research themes you think should be a priority

ACTIVITY

For (group name) to (insert objective here), which research groupings should we prioritize?

Participant 1



Participant 2



Participant 3



Participant 4



Participant 5



Participant 6



Participant 7



Participant 8



Participant 9



Participant 10



Participant 11



Participant 12



Participant 13



Participant 14



Participant 15



Participant 16



Participant 17



Participant 18



Participant 19



Participant 20



Participant 21



Participant 22



Participant 23



Participant 24



Participant 25



Participant 26



Participant 27



Participant 28



Participant 29



Participant 30



Visioning Jam - Miro Template

Supplementary Figure 3

Networking & Ideation

EXERCISE

Networking & Ideation

In small groups, we want you to discuss XXXXX.

DIRECTIONS

Directions

1. We will send you to breakout rooms with 3-4 other people.
2. Every five minutes, your partners will change to spark new conversations.
3. Capture your thoughts to share later with the broader group.

ACTIVITY

Discuss the following: **Prompt customized to group needs**



Let's Network!

Sharing Your Ideas

EXERCISE

Sharing Your Ideas

We hope you had great conversations with your colleagues! Let's now share and capture all of your ideas.

DIRECTIONS


Directions

1. Call out one or more of the ideas you discussed with your colleagues.
2. We will capture your ideas on the sticky notes below.

ACTIVITY

Sharing: What ideas surfaced in your interactions?

Prompt Here



Cover Story

EXERCISE

We want you to consider a future in which your initiative is so wildly successful that [XYZ]. What would that look like?

ACTIVITY

Share Your Thoughts on the Following: **Imagine a future in which your initiative is wildly successful and will be featured on the cover of [XYZ magazine]. What does the cover say is the big story of your success?**

What does SUCCESS look like to you?

